



Quick Reference Guide

INTERCONTEC PRODUCTS

INTERCONTEC CONNECTOR SERIES

TE Connectivity offers a wide variety of solutions that make connecting easy with the INTERCONTEC product range. Our connectors consist of only a few single parts with a modular design which makes them highly compatible and usable in many different combinations. Connector assembly is possible without tools and particularly easy due to the innovative crown clamp, which means the shielding mesh can remain uncut. Multiple codings prevent faulty mating of connectors when wiring complex equipment. We challenge existing standards with know-how and market expertise. We take a visionary approach to defining the connector technology of the future and provide our customers with innovative, market-oriented solutions. Our connectors follow highly sophisticated engineering principles, guaranteeing an extremely easy and efficient assembly process. We quickly respond to our customers' needs by developing highly user-friendly, optimum system solutions which are quickly introduced to the market. This is the key strength of TE's INTERCONTEC products.



Contents

Overview

Series Overview	4
Product Families.....	5
Highlights.....	5
Product Categories	5

Product Key

Finding a TE Part Number - 18 digits.....	6
Finding a TE Part Number - 15 digits.....	7

Power Connectors

912	8, 9
915	10, 11
917	12, 13, 14
923	15, 16, 17
940	18, 19, 29
958	21, 22

Signal Connectors

615	23, 24, 25
617	26, 27
623	28, 29, 30
627	31, 32

Hybrid Connectors

723	33, 34, 35
740	36, 37

Tools

Crimp Tools	38
Positioner Inserts	38
Digital Crimp Tools	38
Automation Options	39
Assembly Tool Set (Case)	39

Application Setup

Series 923 and 623	40
Series 723.....	41

Innovative Highlights

ytec, itec.....	42
locktec.....	42
htec.....	43
SpeedTec.....	43








Series Overview

Series		Number of positions	Rated current for max. wire cross-section		Rated voltage			Contact diameter	Max. connection cross-section		Cable clamping range
			[A]		[V]				[mm ²]	AWG	
			acc. to VDE	acc. to UL (USR)	acc. to VDE	acc. to UL (USR)					
912		8 (3+PE+4)	8 / 1	8 / 1	AC	630 / 48	630 / 48	0.6/1.0	0.8	18	8.0-9.9
					DC	630 / 48	630 / 48				
912		10 (3+PE+6)	8 / 1 / 1	8 / 1 / 1	AC	300/32/50	300/32/50	0.6/1.0	0.8	18	8.0-9.9
					DC	300/32/50	300/32/50				
915		9 (3+PE+5)	14/3.6	14/3.6	AC	630 / 63	750 / 63	1.0/1.0	1.5	16	4.5-12.0
					DC		890 / 63				
915		15 (3+12)	14 / 5	14/3.6	AC	600 / 63	600 / 63	1.0/1.0	1.5/0.75	16/18	4.5-12.0
917		4 (3+PE)	20	20	AC	630	600	1.5	2.5	24	3.5-12.0
917		7 (6+PE)	14	14	AC	630	600	1.0	1.0	18	3.5-12.0
917		7 (6+PE)	14	14	AC	630	600	1.0	1.5	16	3.5-12.0
917		9 (3+PE+5)	14/3.6	14/3.6	AC	630 / 63	600 / 63	1.0/0.6	1.5/0.5	16/20	3.5-12.0
917		1	64		AC	630		3.6	10.0	8	3.5-12.0
917		7 (D-Sub)	8	8	AC	630	750	1.0		18	3.5-12.0
					DC		890				
917		9 (D-Sub)	8 / 1	8 / 1	AC	630 / 63	750 / 63	1.0		18	3.5-12.0
					DC		890 / 63				
923		6	30	30	AC	630	750 / 250	2.0	4.0	12	4.2-17.0
					DC	630	890 / 250				
923		8 (3+PE+4)	30 / 7	30 / 7	AC	630 / 250	750 / 250	2.0/1.0	4.0/1.5	12/16	4.2-17.0
					DC	630 / 250	890 / 250				
923		9 (3+PE+5)	30 / 7	30 / 7	AC	630 / 250	750 / 250	2.0/1.0	4.0/1.5	12/16	4.2-17.0
					DC	630 / 250	890 / 250				
923		1	200	200	AC	630	600	8.0	50.0	1	4.2-17.0
940		6 (3+PE+2)	75 / 10	75 / 10	AC	750 / 250	750 / 250	3.6/2.0	16.0/4.0	6/12	7.0-25.0
					DC	750 / 250	890 / 250				
940		8 (3+PE+4)	75 / 10	75 / 10	AC	750 / 250	750 / 250	3.6/2.0	16.0/4.0	6/12	7.0-25.0
					DC	750 / 250	89 / 250				
940		9 (3+PE+5)	75 / 10	75 / 10	AC	750 / 250	750 / 250	3.6/2.0	10.0/4.0	8/12	7.0-25.0
					DC	750 / 250	890 / 250				
958		8 (3+PE+4)	150 / 12	125 / 12	AC	630 / 250	750 / 250	10.0/1.6	50.0/1.5	1/16	17.0-36.0
					DC	630 / 250	890 / 250				
615	Signal	12	5	5		63	63	0.75	0.75	18	4.5-12.0
617		12	7			32		1.0	1.0	18	3.5-12.0
617		17	3.6	2.6		63	63	0.6	0.5	20	3.5-12.0
623		9	10	9		160	125	1.0	1.0	18	3.5-14.3
623		12	7	7		160	160	1.0	1.0	18	3.5-14.3
623		17	7	7		125	125	1.0	1.0	18	3.5-14.3
623		19 (16+3)	7	7		63	63	1.0/1.5	1.0/1.0	18/18	3.5-14.3
623		21	3	3		32	32	0.6	0.34	22	3.5-14.3
627		26	9			60		1.0	1.5	16	4.2-17.0
723		Hybrid	7 (4+PE+2)	30/1.2/1.2	30/1.2/1.2	AC	630/30/30	750/50/29.9	2.0/1.0/1.0	4.0/1.0/1.0	12/18/18
	DC					850/50/30	890/50/29.9				
723	8 (3+PE+4)		30/2/1.2	30/2/1.2	AC	630/30/30	750/460/29.9	2.0/1.0/1.0	4.0/1.0/1.0	12/18/18	7.5-17.0
					DC	850/60/30	890/460/29.9				
723	10 (6+PE+3)		25/1.2/1.2	24/1.2/1.2	AC	630/30/30	750/50/29.9	2.0/1.0/0.6	4.0/1.0/0.34	12/18/22	7.5-17.0
					DC	850/50/30	890/50/29.9				
723	11 (4+PE+6)		30/1.2/1.2	30/1.2/1.2	AC	630/30/30	750/50/29.9	2.0/1.0/0.6	4.0/1.0/0.34	12/18/22	7.5-17.0
					DC	850/50/30	890/150/29.9				
740	9 (4+PE+4)		70/7/1.2	70/7/1.2	AC	750/150/30	750/150/29.9	3.6/1.0	16.0/1.5/1.0	6/16/18	7.0-25.0
					DC	890/150/30	890/150/29.9				








Product Families

Power connectors (9 Series)		Signal connectors (6 Series)		Hybrid connectors (7 Series)	
					
912	923	615	623	723	740
915	940	617	627		
917	958				
912 means: size M12 power connector					

Highlights

ytec and itec quick locking systems						
ytec, itec connector	ytec connector	itec connector	SpeedTec quick lock fastener	locktec connector	singletec connector	htec connector
						
Quick lock fastener. Fully connected with just a click. Self-locking connection	Two connectors in one housing. Only one mounting hole to the motor required	itec is available in all ytec pin layouts and is compatible with all mating ytec plugs	Quick lock fastener fully connected with just one-eighth of a rotation	Freely terminable connectors with the characteristics of a plastic overmolded version	Single-pin power connector for high currents	Power, signal and data transmission in one housing

Product Categories

Plug	Plug, angled	Bulkhead	Extension	Extension, angled	Receptacle	Receptacle, angled
						
Cable connector with coupling nut	Angled cable connector with coupling nut	Device connector with coupling nut. Interface: flange, thread, counter nut, etc.	Cable connector with outside thread. Additional versions for cabinets, walls, etc.	Angled cable connector with outside thread	Device connector with outside thread	Angled device connector with outside thread

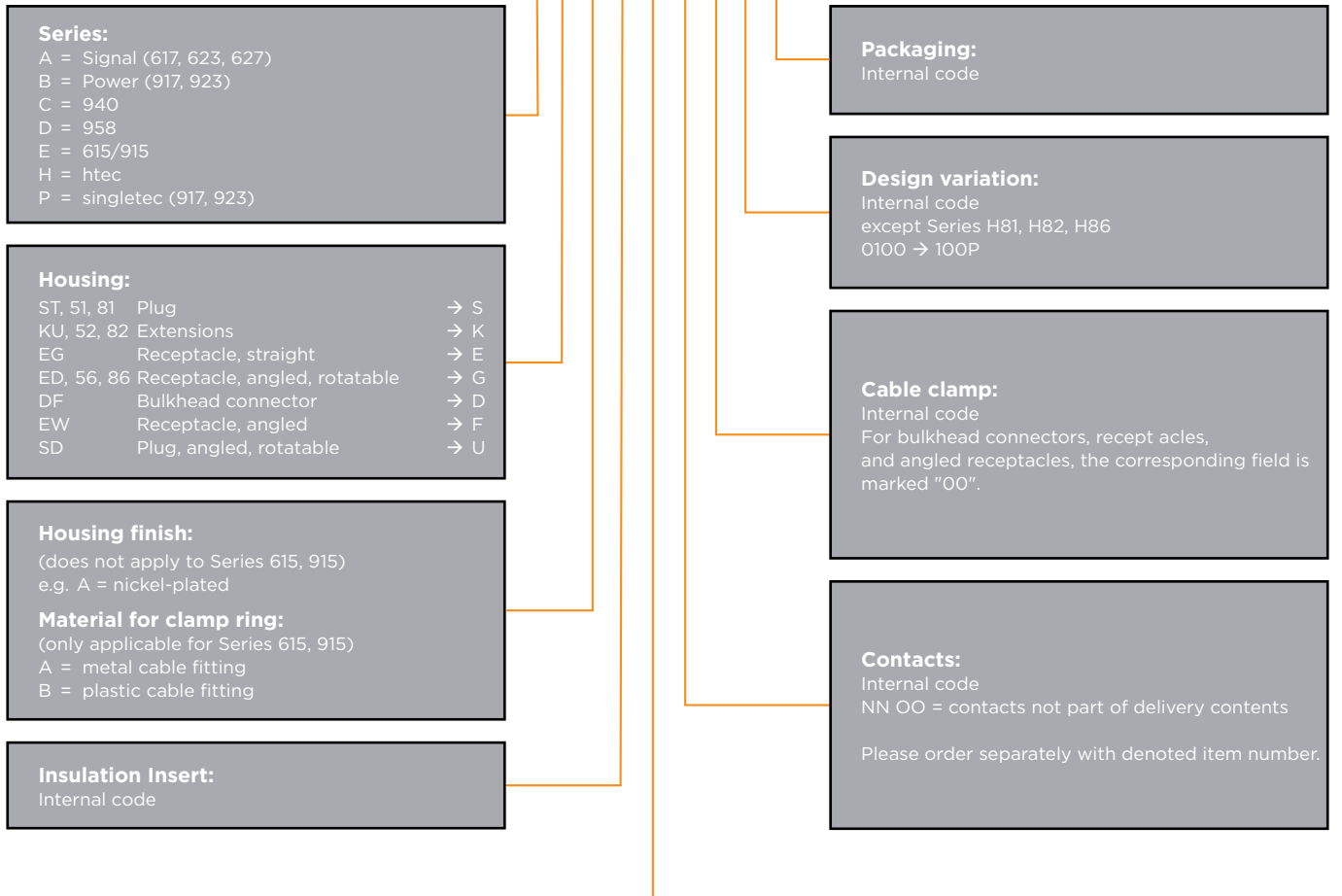
Finding a TE Part Number - 18 digits

TE CONNECTIVITY PART NUMBER

E S B 002 N 00 32 0001 000

INTERCONTEC PART NUMBER

E S T B 002 N N 00 32 0001 000



CONTACT PIN			CONTACT SOCKET		
OLD	NEW	Connection	OLD	NEW	Connection
NN	N	No contacts	NN	N	
MR	M	Crimp	FR	F	Crimp
MS	S	Solder	FS	G	Solder
MD	D	Board solder	FD	H	Board solder
MT	T	Screwed			

Finding a TE Part Number – 15 digits

INTERCONTEC PART NUMBER: 60.004.11


	Letter / Digit	Letter / Digit	Special Character	Letter	Digit	Digit	Digit	Special Character	Letter / Digit	Letter / Digit	Letter / Digit	Special Character	Letter	Letter / Digit	Letter / Digit
Part Number (old)	Position 1	Position 2	Position 3	Position 4	Position 5	Position 6	Position 7	Position 8	Position 9	Position 10	Position 11	Position 12	Position 13	Position 14	Position 15
10.415.02	1	0	.		4	1	5	.		0	2				
60.004.11	6	0	.		0	0	4	.		1	1				
60.046.21.015	6	0	.		0	4	6	.		2	1	.	0	1	5
10.681.00-UB	1	0	.		6	8	1	.		U	B				
61.232.11.00M	6	1	.		2	3	2	.		1	1	.	0	0	M
61.232.11.C00	6	1	.		2	3	2	.		1	1	.	C	0	0
80.362.KB	8	0	.		3	6	2	.		K	B				
81.139.T92	8	1	.		1	3	9	.	T	9	2				
8C.001.01.001	8	C	.		0	0	1	.		0	1	.	0	0	1
A6.032.F15	A	6	.		0	3	2	.	F	1	5				
C6.107.00.C00	C	6	.		1	0	7	.		0	0	.	C	0	0
C0.313.00.LG	C	0	.		3	1	3	.		0	0	.	L	G	
BB.182.00-SW	B	B	.		1	8	2	.		0	0	.	S	W	
FF.051.00.010	F	F	.		0	5	1	.		0	0	.	0	1	0
40.A132.00	4	0	.	A	1	3	2	.		0	0				

TE CONNECTIVITY PART NUMBER: 60-0004-011-000

	Letter / Digit	Letter / Digit	Special Character	Letter	Digit	Digit	Digit	Special Character	Letter / Digit	Letter / Digit	Letter / Digit	Special Character	Letter / Digit	Letter / Digit	Letter / Digit
Part Number (new)	Position 1	Position 2	Position 3	Position 4	Position 5	Position 6	Position 7	Position 8	Position 9	Position 10	Position 11	Position 12	Position 13	Position 14	Position 15
10-0415-002-000	1	0	-	0	4	1	5	-	0	0	2	-	0	0	0
60-0004-011-000	6	0	-	0	0	0	4	-	0	1	1	-	0	0	0
60-0046-021-015	6	0	-	0	0	4	6	-	0	2	1	-	0	1	5
10-0681-000-0UB	1	0	-	0	6	8	1	-	0	0	0	-	0	U	B
61-0232-011-00M	6	1	-	0	2	3	2	-	0	1	1	-	0	0	M
61-0232-011-C00	6	1	-	0	2	3	2	-	0	1	1	-	C	0	0
80-0362-0KB-000	8	0	-	0	3	6	2	-	0	K	B	-	0	0	0
81-0139-T92-000	8	1	-	0	1	3	9	-	T	9	2	-	0	0	0
8C-0001-001-001	8	C	-	0	0	0	1	-	0	0	1	-	0	0	1
A6-0032-F15-000	A	6	-	0	0	3	2	-	F	1	5	-	0	0	0
C6-0107-000-C00	C	6	-	0	1	0	7	-	0	0	0	-	C	0	0
C0-0313-000-0LG	C	0	-	0	3	1	3	-	0	0	0	-	0	L	G
BB-0182-000-0SW	B	B	-	0	1	8	2	-	0	0	0	-	0	S	W
FF-0051-000-010	F	F	-	0	0	5	1	-	0	0	0	-	0	1	0
40-A132-000-000	4	0	-	A	1	3	2	-	0	0	0	-	0	0	0



912

Number of positions		SpeedTec plug		SpeedTec extension	SpeedTec receptacle, angled, rotatable
8 (3+PE+4) 	M	TE		BKA441N00xx100B000	BGA442N0000yyyy000
		IC		BKUA441N00xx100B000	BEDA442NN0000yyyy000
	F	TE	BSA440N00xx100B000		
		IC	BSTA440NN00xx100B000		
10 (3+PE+4+2) 	M	TE		BKA461N00xx100B000	BGA462N0000yyyy000
		IC		BKUA461N00xx100B000	BEDA462NN0000yyyy000
	F	TE	BSA460N00xx100B000		
		IC	BSTA460NN00xx100B000		
TECHNICAL DATA		Housing:..... Zinc die-cast, nickel-plated, plastic-coated Insulation insert:..... PA/PBT, UL 94-V0 Sealing:..... FPM Clamp ring:..... Brass, nickel-plated Current:..... 8 A (3+PE)/1A (4x) (8-pin), 8 A (3+PE)/1A (6x) (10-pin)		Voltage (AC/DC):..... 630 V / 48 V (8-pin), 300 V / 32 V, 50 V (10-pin) Protection rating:..... IP 66/67 connected Mating cycles:..... 500 Temperature range:..... -20°C to 130°C Shielding:..... EMC 360° shielded housing	

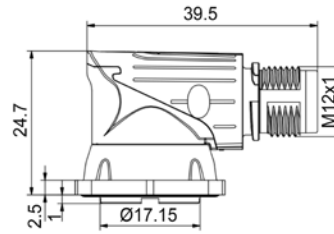
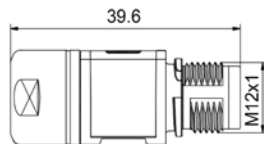
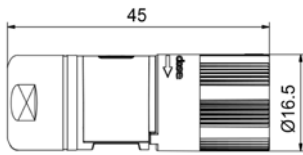
Note: M = Male, F = Female

xx = 08: cable dia. 8.0 - 8.9 mm, 09: cable dia. 8.7 - 9.9 mm
 yyyy receptacle, angled = 100B: flange size 21.6 x 21.6 mm, 101B: flange size 25.7 x 25.7 mm

CONTACT PN	CRIMPING RANGE AWG / mm ²	CONTACT FEATURE / CONTACT DIAMETER mm	CRIMP TOOL PN	LOCATOR / CRIMPING INSERT	INSULATION INSERT				
					440 8 - F	441 8 - M	442 8 - M	460 10 - F	461 10 - M
TE 1658537-3	AWG 24-20 / 0.2-0.6	Bandoleer contact socket D-Sub/1	58448-3		4x			4x	
IC 60.438.00									
TE 1658542-2	AWG 22-18 / 0.4-0.8	Bandoleer contact socket D-Sub/1	91513-1		4x			4x	
IC 60.457.00									
TE 1658538-2	AWG 28-24 / 0.08-0.22	Bandoleer contact socket D-Sub/1	58448-3		4x			4x	
IC 60.218.00									
TE 60-0278-011-000	AWG 32-22 0.03-0.34	Socket, slotted / 0.6	C0-0325-000-000	C0-0265-000-000	4x			6x	
IC 60.278.11			C0.325.00	C0.265.00					
TE 1658539-1	AWG 24-20 / 0.2-0.6	Bandoleer contact pin D-Sub/1	58448-3			4x	4x		4x
IC 61.233.00									
TE 1658541-1	AWG 22-18 / 0.4-0.8	Bandoleer contact pin D-Sub/1	91513-1			4x	4x		4x
IC 61.379.00									
TE 1658540-4	AWG 28-24 / 0.08-0.22	Bandoleer contact pin D-Sub/1	58448-3			4x	4x		4x
IC 61.222.00									
TE 61-0252-011-000	AWG 32-22 / 0.03-0.34	Pin / 0.6	C0-0325-000-000	C0-0265-000-000	4x		4x	4x	6x
IC 61.252.11			C0.325.00	C0.265.00					
TE 60-0469-011-000	0.25-0.75	Contact socket / 1 only for 8-pin insulation insert	C0-0201-000-000	C0-0403-000-000	4x				
IC 60.469.11			C0.201.00	C0.403.00					
TE 60-0386-011-000	0.25-0.75	Contact pin / 1 only for 8-pin insulation insert	C0-0201-000-000	C0-0403-000-000	4x		4x		
IC 60.386.11			C0.201.000	C0.403.00					

912

MAIN DIMENSIONS, HOUSING VARIANTS





ACCESSORIES



Plastic protection cap for extension and receptacle
TE: 8A-0050-000-000
IC: 8A.050.00

915

Number of positions		ytec and itec self-locking plug		itec extension		itec receptacle	
9 (3+PE+5) 	M	TE	ESA201N00xx0500000	EKA201N00xx0500000	EEA201N0000yyyy000		
		IC	ESTA201NN00xx0500000	EKUA201NN00xx0500000	EEGA201NN0000yyyy000		
	F	TE	ESA202N00xx0500000	EKA202N00xx0500000	EEA202N0000yyyy000		
		IC	ESTA202NN00xx0500000	EKUA202NN00xx0500000	EEGA202NN0000yyyy000		
15 (12+3) 	M	TE	ESA204N00xx0003000	EKA204N00xx0003000	EEA204N0000yyyy000		
		IC	ESTA204NN00xx0003000	EKUA204NN00xx0003000	EEGA204NN0000yyyy000		
	F	TE	ESA205N00xx0003000	EKA205N00xx0003000	EEA205N0000yyyy000		
		IC	ESTA205NN00xx0003000	EKUA205NN00xx0003000	EEGA205NN0000yyyy000		

Number of positions		itec receptacle, angled, rotatable		itec receptacle, angled, rotatable		ytec receptacle, double, rotatable	
9 (3+PE+5) 	M	TE	EGA201N0000zzzz000	EGA201N00000800000	EGA103N0000yyyy000		
		IC	EEDA201NN0000zzzz000	EEDA201NN00000800000	EEDA103NN0000yyyy000		
	F	TE	EGA202N0000zzzz000	EGA202N00000800000	EGA107N0000yyyy000		
		IC	EEDA202NN0000zzzz000	EEDA202NN00000800000	EEDA107NN0000yyyy000		
15 (12+3) 	M	TE	EGA204N0000zzzz000	EGA204N00000600000	EGA103N0000yyyy000		
		IC	EEDA204NN0000zzzz000	EEDA204NN00000600000	EEDA103NN0000yyyy000		
	F	TE	EGA205N0000zzzz000	EGA205N00000600000	EGA107N0000yyyy000		
		IC	EEDA205NN0000zzzz000	EEDA205NN00000600000	EEDA107NN0000yyyy000		
TECHNICAL DATA		Housing:..... Zinc die-cast, nickel-plated, plastic-coated Insulation insert:..... PA / PBT, UL 94-V0 Sealing:..... FPM Clamp ring:..... Brass, nickel-plated Current:..... 14 A (3+PE) / 3.6 A (5x) (9-pin), 5 A (12x) / 14 A (3x) (12+3-pin)		Voltage:..... 630 V / 63 V (9-pin), 600 V / 63 V (12+3-pin) Protection rating:..... IP 66/67 connected Mating cycles:..... 500 Temperature range:..... -20°C to 130°C Shielding:..... EMC 360° shielded housing			

Note: M = Male, F = Female

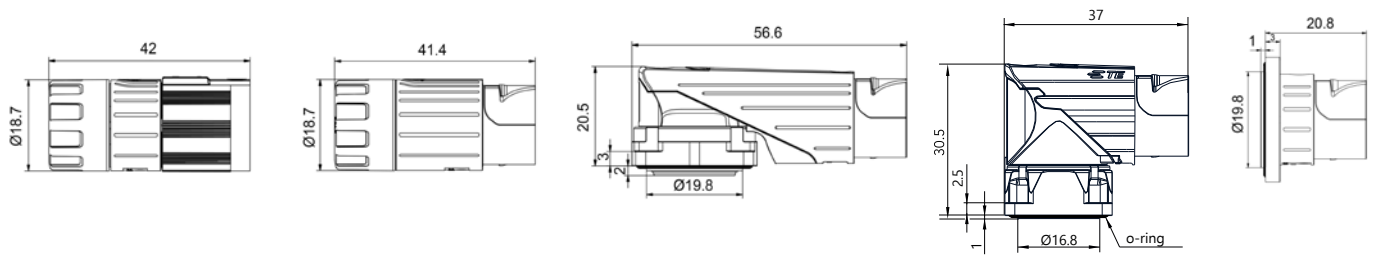
xx = 31: cable dia. 4.5–6.5 mm, 32: cable dia. 6.5–8.5 mm,
 xx = 33: cable dia. 8.5–10.5 mm, other sizes possible

yyyy receptacle = 0001: flange size 21.6 x 21.6 mm, 0002: flange size 25.7 x 25.7 mm
 yyyy double receptacle = 0001: flange size 25.8 x 25.8 mm, 0002: flange size 28.0 x 28.0 mm
 zzzz receptacle = 0850: flange size 21.6 x 21.6 mm, 0851: flange size 25.7 x 25.7 mm, 0852: flange size 28 x 28 mm

915

CONTACT PN		CRIMPING RANGE mm ²	CONTACT FEATURE / CONTACT DIAMETER mm	CRIMP TOOL PN	INSULATION INSERT						
					201 9 - M	202 9 - F	204 15 - M	205 15 - F	103 9 + 15 - M	107 9 + 15 - F	
TE	60-0251-011-000	0.5-1.5	Power, slotted /1	C0-0235-000-000		4x			3x		7x
IC	60.251.11			C0.235.00							
TE	60-0252-011-000	0.05-0.75	Signal, socket /1	C0-0235-000-000		5x			12x		17x
IC	60.252.11			C0.235.00							
TE	60-0265-011-000	0.05-0.75	Power, slotted /1	C0-0235-000-000		4x			3x		7x
IC	60.265.11			C0.235.00							
TE	61-0231-011-000	0.5-1.5	Power, pin /1	C0-0235-000-000	4x					7x	
IC	61.231.11			C0.235.00							
TE	61-0232-011-000	0.05-0.75	Signal, pin /1	C0-0235-000-000	5x					17x	
IC	61.232.11			C0.235.00							
TE	61-0139-011-000	0.05-0.75	Power, pin /1	C0-0235-000-000	4x					7x	
IC	61.139.11			C0.235.00							

MAIN DIMENSIONS, HOUSING VARIANTS



ACCESSORIES



Plastic protection cap for extension and receptacle
TE: 8A-0033-000-000
IC: 8A.033.00

ASSEMBLY TOOLS



Assembly tool for plastic clamp ring
TE: C6-0131-000-000
IC: C6.131.00

Number of positions		Screw plug	SpeedTec plug	SpeedTec extension	SpeedTec receptacle	SpeedTec receptacle, angled, rotatable	
4 (3+PE) 	M	TE	BSA894N00xx202A000	BSA894N00xx056A000	BKA894N00xx056A000	BEA894N0000051A000	BGC894N0000yyyy000
		IC	BSTA894NN00xx202A000	BSTA894NN00xx056A000	BKUA894NN00xx056A000	BEGA894N0000051A000	BEDC894NN0000yyyy000
	F	TE	BSA896N00xx202A000	BSA896N00xx056A000	BKA896N00xx056A000	BEA896N0000051A000	BGC896N0000yyyy000
		IC	BSTA896NN00xx202A000	BSTA896NN00xx056A000	BKUA896NN00xx056A000	BEGA896N0000051A000	BEDC896NN0000yyyy000
7 (6+PE) 	M	TE	BSA863N00xx201A000	BSA863N00xx055A000	BKA863N00xx055A000	BEA863N0000050A000	BGC863N0000yyyy000
		IC	BSTA863NN00xx201A000	BSTA863NN00xx055A000	BKUA863NN00xx055A000	BEGA863NN0000050A000	BEDC863NN0000yyyy000
	F	TE	BSA861N00xx201A000	BSA861N00xx055A000	BKA861N00xx055A000	BEA861N0000050A000	BGC861N0000yyyy000
		IC	BSTA861NN00xx201A000	BSTA861NN00xx055A000	BKUA861NN00xx055A000	BEGA861NN0000050A000	BEDC861NN0000yyyy000
7 (6+PE) with D-Sub contacts 	M	TE			BKA933N00xx127A000		BGC932N0000zzzz000
		IC			BKUA933NN00xx127A000		BEDC932NN0000zzzz000
	F	TE	BSA930N00xx227A000	BSA930N00xx127A000			
		IC	BSTA930NN00xx227A000	BSTA930NN00xx127A000			
9 (3+PE+5) 	M	TE	BSA906N00xx201A000	BSA906N00xx055A000	BKA906N00xx055A000	BEA906N0000050A000	BGC906N0000yyyy000
		IC	BSTA906NN00xx201A000	BSTA906NN00xx055A000	BKUA906NN00xx055A000	BEGA906NN0000050A000	BEDC906NN0000yyyy000
	F	TE	BSA908N00xx201A000	BSA908N00xx055A000	BKA908N00xx055A000	BEA908N0000050A000	BGC908N0000yyyy000
		IC	BSTA908NN00xx201A000	BSTA908NN00xx055A000	BKUA908NN00xx055A000	BEGA908NN0000050A000	BEDC908NN0000yyyy000
9 (3+PE+5) with D-Sub contacts 	M	TE			BKA923N00xx127A000		BGC 922N0000zzzz000
		IC			BKUA923NN00xx127A000		BGC 922NN0000zzzz000
	F	TE	BSA920N00xx227A000	BSA920NN00xx127A000			
		IC	BSTA920NN00xx227A000	BSTA920NN00xx127A000			
10 (3+PE+6) 	M	TE			BKA604N00xx127A000		BGC603N0000zzzz000
		IC			BKUA604NN00xx127A000		BEDC603NN0000zzzz000
	F	TE		BSA601N00xx127A000			
		IC		BSTA601NN00xx127A000			
1 singletec 	M	TE		PSA002N00xx050A000	PKA002N00xx050A000	PEA002N0000060A000	
		IC		SSTA002NN00xx050A000	SKUA002NN00xx050A000	SEGA002NN0000060A000	
	F	TE		PSA001N00xx050A000	PKA001N00xx050A000	PEA001N0000060A000	
		IC		SSTA001NN00xx050A000	SKUA001NN00xx050A000	SEGA001NN0000060A000	
TECHNICAL DATA		Housing:.....Zinc die-cast and brass, nickel-plated Insulation insert:.....PA/PBT, UL 94-V0 Contacts:.....Brass, gold-plated Sealing:.....FPM Clamp ring:.....Brass, nickel-plated Current:.....14 A (7, 9-pin), 20 A (4-pin), 64 A (1-pin)			Voltage:.....Power: 630 V / 750 VAC/890 VDC (UL) Signal: 63 V (9-pin) Protection rating:.....IP 66/67 connected Mating cycles:.....500 Temperature range:.....-20°C to 130°C Shielding:.....EMC 360° shielded housing		

Note: M = Male, F = Female

Other versions on request.

xx = 87: cable dia. 3.5–6.0 mm, 85: cable dia. 6.0–9.5 mm, 86: cable dia. 9.5–12.0 mm

yyyy 4-pin = 053A: flange size 21.6 x 21.6 mm, 054A: flange size 25.7 x 25.7 mm, 055A: flange size 28.0 x 28.0 mm

yyyy 7/9-pin = 051A: flange size 21.6 x 21.6 mm, 052A: flange size 25.7 x 25.7 mm, 050A: flange size 28.0 x 28.0 mm

zzzz 7/9-pin D-Sub, 10-pin = 070A: flange size 21.6 x 21.6 mm, 071A: flange size 25.7 x 25.7 mm, 072A: flange size 28 x 28 mm

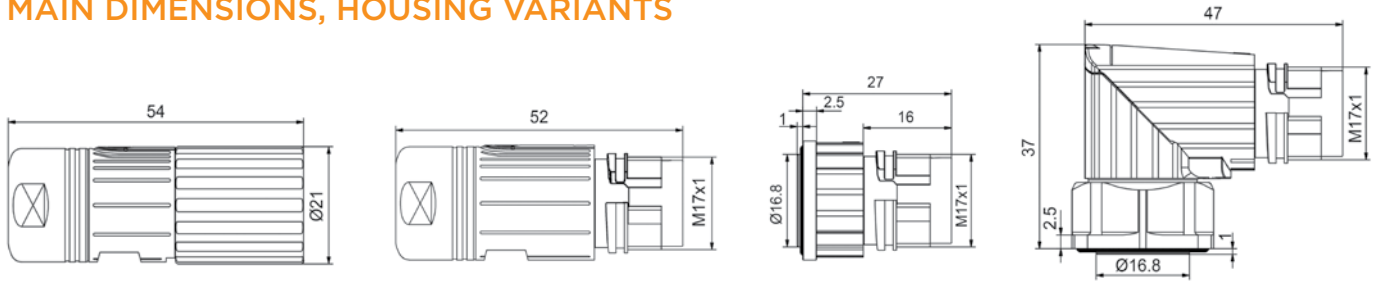
917

CONTACT PN	CRIMPING RANGE mm ²	CONTACT FEATURE / CONTACT DIAMETER mm	CONTACT CRIMP TOOL PN	INSULATION INSERT											
				896 4-M	894 4-F	863 7-M	878 7-M	861 7-F	880 7-F	908 9-F	908 9-F	002 1-M	001 1-F		
TE 60-0001-011-000	0,06-1,0	Wire spring /1	CO-0235-000-000					7x							
IC 60.001.11			CO.235.00												
TE 60-0011-011-000	0,06-1,0	Slotted /1	CO-0235-000-000					7x							
IC 60.011.11			CO.235.00												
TE 60-0172-011-000	0,03-0,34	Slotted /1	CO-0235-000-000					7x							
IC 60.172.11			CO.235.00												
TE 60-0159-011-000	0,5-1,5	Wire spring /1	CO-0235-000-000						7x			4x			
IC 60.159.11			CO.235.00												
TE 60-0197-011-000	0,35-2,5	Slotted /2	CO-0235-000-000		4x										
IC 60.197.11			CO.235.00												
TE 60-0205-011-000	0,05-0,5	Slotted /0,6	CO-0235-000-000									5x			
IC 60.205.11			CO-235-00												
TE 60-0232-011-000	6,0-10,0	Lamella socket /3,6	CO-0008-000-000											1x	
IC 60.232.11			CO-008-00												
TE 60-0240-011-000	1,5-4,0	Lamella socket /3,6	CO.008.00											1x	
IC 60.240.11			CO-0008-000-000												
TE 61-0004-011-000	0,06-1,0	Slotted /1	CO-0235-000-000			7x									
IC 61.004.11			CO.235.00												
TE 61-0083-011-000	0,03-0,34	Slotted /1	CO-0235-000-000			7x									
IC 61.083.11			CO.235.00												
TE 61-0141-011-000	0,5-1,5	Pin /1	CO-0235-000-000				7x			4x					
IC 61.141.11			CO.235.00												
TE 61-0167-011-000	0,35-2,5	Pin /2	CO-0235-000-000	4x											
IC 61.167.11			CO.235.00												
TE 61-0178-011-000	0,05-0,5	Pin /0,6	CO-0235-000-000							5x					
IC 61.178.11			CO.235.00												
TE 61-0215-011-000	6,0-10,0	Pin /3,6	CO-0008-000-000										1x		
IC 61.215.11			CO.008.00												
TE 61-0220-011-000	1,5-4,0	Pin /3,6	CO-0008-000-000										1x		
IC 61.220.11			CO.008.00												
				930	920	933	923	604							
				930	920	932	922	601	603						
TE 1658538-2	AWG 24-28	D-Sub / 1		7x	9x			4x							
IC 60.218.00															
TE 1658537-3	AWG 20-24	D-Sub / 1		7x	9x			4x							
IC 60.438.00															
TE 1658542-1	AWG 18-22	D-Sub / 1		7x	9x			4x							
IC 60.457.00															
TE 1658540-4	AWG 24-28	D-Sub / 1				7x	9x		4x						
IC 61.222.00															
TE 1658539-1	AWG 20-24	D-Sub / 1				7x	9x		4x						
IC 61.233.00															
TE 1658541-1	AWG 18-22	D-Sub / 1				7x	9x		4x						
IC 61.379.00															
TE 60-0469-011-000	0,25-0,75	Slotted / 1	CO-0201-000-000					4x							
IC 60.469.11			CO.201.00												
TE 61-0386-011-000	0,25-0,75	Contact pin / 1	CO-0201-000-000						4x						
IC 61.386.11			CO.201.00												
TE 60-0278-011-000	0,03-0,34	Slotted / 0,6	CO-0324-000-000					6x							
IC 60.278.11			CO.324.00												
TE 60-0463-013-000	0,14-0,5	Slotted / 0,6	CO-0324-000-000					6x							
IC 60.463.13			CO.324.00												
TE 61-0252-011-000	0,03-0,34	Contact pin / 0,6	CO-0324-000-000						6x						
IC 61.252.11			CO.324.00												
TE 61-0382-013-000	0,14-0,5	Contact pin / 0,6	CO-0324-000-000						6x						
IC 61.382.13			CO.324.00												

Note: 60...: Contact socket / 61...: Contact pin

917

MAIN DIMENSIONS, HOUSING VARIANTS



ACCESSORIES



Plastic protection cap for extension and receptacle
TE: 8A-0029-000-000
IC: 8A.029.00



Metal flange, hinged
TE: E0-0194-002-000
IC: E0.194.02



Metal protection cap for extension and receptacle
TE: 8B-0048-0001-000
IC: 8B.048.01



Metal protection cap only for plugs with coupling nut closure
TE: 8B-0067-001-000
IC: 8B.067.01

ASSEMBLY TOOLS



Fixture
TE: WA-0100-092-000
IC: WA10092









Fitting tool for insulation insert
TE: C6-0107-000-000
IC: C6.107.00



Extraction tool for insulation insert
TE: C4-0022-000-000
IC: C4.022.00

923

Number of positions			Screw plug	SpeedTec plug	SpeedTec extension	SpeedTec receptacle	SpeedTec receptacle, angled, rotatable
6 (5+PE) 	M	TE			BKA186N00xx0100000	BEA116N0000yyyy000	BGA106N0000yyyy000
		IC			BKUA186NN00xx0100000	BEGA116NN0000010100	BEDA106NN00000100000
	F	TE	BSA085N00xx0235000	BSA085N00xx0100000			
		IC	BSTA085NN00xx0235000	BSTA085NN00xx0100000			
8 (3+PE+4) 	M	TE			BKA199N00xx0100000	BEA120N0000yyyy00	BGA110N0000yyyy000
		IC			BKUA199NN00xx0100000	BEGA120NN00000yyyy00	BEDA110NN00000yyyy000
	F	TE	BSA078N00xx0235000	BSA078N00xx0100000			
		IC	BSTA078NN00xx0235000	BSTA078NN00xx0100000			
9 (3+PE+5) 	M	TE			BKA145N00xx0100000	BEA144N0000yyyy00	BGA091N0000yyyy000
		IC			BKUA145NN00xx0100000	BEGA144NN00000yyyy00	BEDA091NN00000yyyy000
	F	TE	BSA082N00xx0235000	BSA082N00xx0100000			
		IC	BSTA082NN00xx0235000	BSTA082NN00xx0100000			
9B (3+PE+5) 	M	TE			BKA201N00xx0100000		
		IC			BKUA201NN00xx0100000		
	F	TE	BSA200N00xx0235000	BSA200N00xx0100000			
		IC	BSTA200NN00xx0235000	BSTA200NN00xx0100000			
10 (3+PE+2+4) 	M	TE			BKA703N00xxV120000		BGA702N000V100000
		IC			BKUA703NN00xxV120000		BEDA702NN0000V100000
	F	TE		BSA701N00xxV120000			
		IC		BSTA701NN00xxV120000			
1 singletec 	M	TE	PSA002N00xx0001000		PKA002N00xx0001000	PEA002N000000001000	
		IC	SSTA002NN00xx0001000		SKUA002NN00xx0001000	SEGA002NN000000001000	
	F	TE	PSA001N00xx0001000		PKA001N00xx0001000	PEA001N000000001000	
		IC	SSTA001NN00xx0001000		SKUA001NN00xx0001000	SEGA001NN000000001000	
TECHNICAL DATA		Housing:..... Zinc die-cast and brass, nickel-plated		Current:..... 30 A (6-, 8-, 9-pin), 200 A (1-pin)			
		Insulation insert:..... PA/PBT, UL 94-V0		Voltage:..... 630 V or 750 VAC/890 VDC (acc. to UL)			
		Contacts:..... Brass, gold-plated		Protection rating:..... IP 66/67 connected			
		Sealing:..... FPM clamp ring: Brass, nickel-plated		Mating cycles:..... 500			
				Temperature range:..... -20°C to 130°C			
				Shielding:..... EMC 360° shielded housing			

Note: M = Male, F = Female

XX = 43: cable dia. 4.2 - 6.6 mm, 48: cable dia. 7.5 - 12.0 mm, 42: cable dia. 9.5 - 14.5 mm, 59: cable dia. 14.0 - 17.0 mm

BEGA type yyyy = 0100: flange size 25.7 x 25.7 mm, 0101: flange size 28.0 x 28.0 mm
BEDC type yyyy = 1116: flange size 25.7 x 25.7 mm, 1100: flange size 28.0 x 28.0 mm

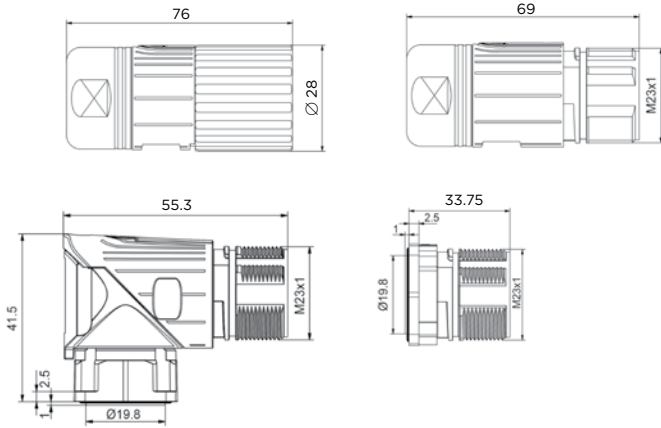
923

CONTACT PN	CRIMPING RANGE mm ²	CONTACT FEATURE / CONTACT DIAMETER mm	INSULATION INSERT																
			085	186	116		120			082	144		145	001	002	701	702	703	
TE 60-0254-011-000	0.35-2.5	Tension spring / 2	6x			4x				4x									
IC 60.254.11																			
TE 60-0302-011-000	2.5-4	Tension spring / 2	6x			4x				4x									
IC 60.302.11																			
TE 60-0408-011-000	0.35-2.5	Slotted / 2															4x		
IC 60.408.11																			
TE 61-0021-011-000	0.35-2.5	Contact pin / 2		6x			4x					4x							
IC 61.021.11																			
TE 61-0027-011-000	2.5-4	Contact pin / 2		6x			4x					4x							
IC 61.027.11																			
TE 61-0194-011-000	0.1-0.5	Contact pin / 2			6x				4x				4x						
IC 61.194.11																			
TE 61-0193-011-000	0.35-2.5	Contact pin / 2			6x				4x				4x					4x	
IC 61.193.11																			
TE 60-0011-011-000	0.14-1.0	Slotted / 1					4x					5x							
IC 60.011.11																			
TE 60-0216-011-000	0.5-1.5	Slotted / 1					4x					5x						2x	
IC 60.216.11																			
TE 60-0001-011-000	0.14-1.0	Wire spring / 1					4x					5x						2x	
IC 60.001.11																			
TE 61-0020-011-000	0.14-1.0	Contact pin / 1						4x				5x							
IC 61.020.11																			
TE 61-0189-011-000	0.5-1.5	Contact pin / 1						4x				5x							
IC 61.189.11																			
TE 61-0083-011-000	0.03-0.34	Contact pin / 1							4x				5x						
IC 61.083.11																			
TE 61-0004-011-000	0.14-1.0	Contact pin / 1							4x				5x						
IC 61.004.11																			
TE 61-0278-011-000	0.03-0.34	Slotted / 0.6																4x	
IC 61.278.11																			
TE 61-0252-011-000	0.03-0.34	Contact pin / 0.6																	4x
IC 61.252.11																			
TE 60-0185-023-000	10	Lamella socket / 8															1x		
IC 60.185.23																			
TE 60-0195-023-000	16	Lamella socket / 8															1x		
IC 60.195.23																			
TE 60-0194-023-000	25	Lamella socket / 8															1x		
IC 60.194.23																			
TE 60-0193-023-000	35	Lamella socket / 8															1x		
IC 60.193.23																			
TE 60-0192-023-000	50	Lamella socket / 8															1x		
IC 60.192.23																			
TE 61-0164-023-000	10	Contact pin / 8																1x	
IC 61.164.23																			
TE 61-0163-023-000	16	Contact pin / 8																1x	
IC 61.163.23																			
TE 61-0159-023-000	25	Contact pin / 8																1x	
IC 61.159.23																			
TE 61-0161-023-000	35	Contact pin / 8																1x	
IC 61.161.23																			
TE 61-0162-023-000	50	Contact pin / 8																1x	
IC 61.162.23																			

For a compatible crimp tool, see page 38

923

MAIN DIMENSIONS, HOUSING VARIANTS



ACCESSORIES



Metal flange, hinged
TE: E0-0222-002-000
IC: E0.222.00



Plastic protection cap for plug
TE: 8B-0070-000-000
IC: 8B.070.00



Plastic protection cap for extension and receptacle
TE: 8B-0071-000-000
IC: 8B.071.00

ASSEMBLY TOOLS



Assembly tool for coupling nut
TE: C8-0004-000-000
IC: C8.004.00






Fixture
TE: VB-0005-000-000
IC: VB.005.00



Adjusting lever
TE: C6-0019-000-000
IC: C6.019.00

940

Number of positions		Screw plug		SpeedTec plug	SpeedTec extension	SpeedTec receptacle	SpeedTec receptacle, angled, rotatable
6 (3+PE+2) 	M	TE			CKA267N00xx0026000	CEA270N00000030000	CGE270N00000020000
		IC			CKUA267NN00xx0026000	CEGA270NN00000030000	CEDE270NN00000020000
	F	TE	CSA263N00xx0001000	CSA263N00xx0020000			
		IC	CSTA263NN00xx0001000	CSTA263NN00xx0020000			
8 (3+PE+4) 	M	TE			CKA268N00xx0026000	CEA271N00000030000	CGE271N00000020000
		IC			CKUA268NN00xx0026000	CEGA271NN00000030000	CEDE271NN00000020000
	F	TE	CSA264N00xx0001000	CSA264N00xx0020000			
		IC	CSTA264NN00xx0001000	CSTA264NN00xx0020000			
9 (3+PE+5) 	M	TE			CKA269N00xx0026000	CEA272N00000030000	CGE272N00000020000
		IC			CKUA269NN00xx0026000	CEGA272NN00000030000	CEDE272NN00000020000
	F	TE	CSA265N00xx0001000	CSA265N00xx0020000			
		IC	CSTA265NN00xx0001000	CSTA265NN00xx0020000			
TECHNICAL DATA		Housing:.....Zinc die-cast and brass, nickel-plated		Current:.....75 A/10 A	Voltage:.....750 VAC/890 VDC / 250 V (UL)		
		Insulation insert:.....PA, UL 94-V0		Protection rating:.....IP 66/67 connected			
		Contacts:.....Brass, gold-plated		Mating cycles:.....500			
		Sealing:.....FPM clamp ring:		Temperature range:.....-20°C to 130°C			
		Brass, nickel-plated		Shielding:.....EMC 360° shielded housing			

Note: M = Male, F = Female

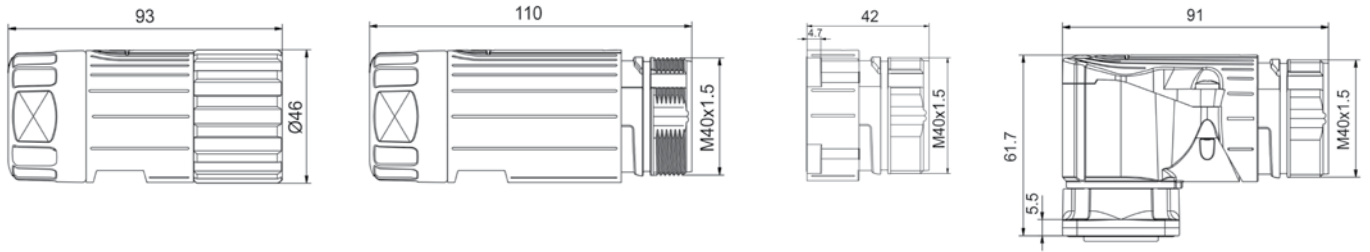
XX = 03: cable dia. 7.0 - 9.0 mm, 44: cable dia. 9.0 - 16.0 mm, 45: cable dia. 16.5 - 25.0 mm

940

CONTACT PN	CRIMPING RANGE mm ²	CONTACT FEATURE / CONTACT DIAMETER mm	CRIMP TOOL PN	LOCATOR	INSULATION INSERT									
					263 6-F	264 8-F	265 9-F	267 6-M	268 8-M	269 9-M	270 6-M	271 8-M	272 9-M	
TE 60-0254-011-000	0.35 - 2.5	Tension spring / 2	CO-0201-000-000	CO-0004-000-000	2x	4x	5x							
IC 60.254.11			CO-0201-000-000	CO.004.00										
TE 60-0302-011-000	2.5 - 4	Tension spring / 2	CO-0201-000-000	CO-0004-000-000	2x	4x	5x							
IC 60.302.11			CO-0201-000-000	CO.004.00										
TE 60-0225-011-000	1.5 - 10.0	Tension spring 3.6	CO-0008-000-000	CO-0010-000-000	4x	4x	4x							
IC 60.225.11			CO.008.00	CO.010.00										
TE 60-0227-011-000	6.0 - 16.0	Tension spring 3.6	CO-0008-000-000	CO-0010-000-000	4x	4x	4x							
IC 60.227.11			CO.008.00	CO.010.00										
TE 61-0098-011-000	0.1 - 0.5	Pin extension / 2	CO-0201-000-000	CO-0009-000-000				2x	4x	5x				
IC 61.098.11			CO.201.00	CO.009.00										
TE 61-0107-011-000	0.35 - 2.5	Pin extension / 2	CO-0201-000-000	CO-0009-000-000				2x	4x	5x				
IC 61.107.11			CO.201.00	CO.009.00										
TE 61-0039-011-000	1.5 - 10.0	Pin extension / 3.6	CO-0008-000-000	CO-0010-000-000				4x	4x	4x				
IC 61.039.11			CO.008.00	CO.010.00										
TE 61-0040-011-000	6.0 - 16.0	Pin extension / 3.6	CO-0008-000-000	CO-0010-000-000				4x	4x	4x				
IC 61.040.11			CO.008.00	CO.010.00										
TE 61-0198-011-000	0.1 - 0.5	Pin socket / 2	CO-0201-000-000	CO-0009-000-000							2x	4x	5x	
IC 61.198.11			CO.201.00	CO.009.00										
TE 61-0197-011-000	0.35 - 2.5	Pin socket / 2	CO-0201-000-000	CO-0009-000-000							2x	4x	5x	
IC 61.197.11			CO.201.00	CO.009.00										
TE 61-0196-011-000	1.5 - 4.0	Pin socket / 3.6	CO-0008-000-000	CO-0247-000-000							4x	4x	4x	
IC 61.196.11			CO.008.00	CO.247.00										
TE 61-0195-011-000	6.0 - 10.0	Pin socket / 3.6	CO-0008-000-000	CO-0247-000-000							4x	4x	4x	
IC 61.195.11			CO.008.00	CO.247.00										
TE 61-0312-011-000	3.3 - 6.0	Pin socket / 3.6	CO-0008-000-000	CO-0247-000-000							4x	4x	4x	
IC 61.312.11			CO.008.00	CO.247.00										

940


MAIN DIMENSIONS, HOUSING VARIANTS



ACCESSORIES



Plastic protection cap for extension and receptacle
TE: 8A-0004-000-000
IC: 8A.004.00



Metal flange, hinged
TE: E0-0058-002-000
IC: E0.058.02



Metal protection cap only for plugs with coupling nut closure
TE: 8B-0018-001-000
IC: 8B.018.01



Metal protection cap for extension and receptacle
TE: 8B-0022-001-000
IC: 8B.022.01

ASSEMBLY TOOLS



Fitting tool
TE: C5-0018-000-000
IC: C5.018.00



Fixture
TE: VC-0004-000-000
IC: VC.004.00

958

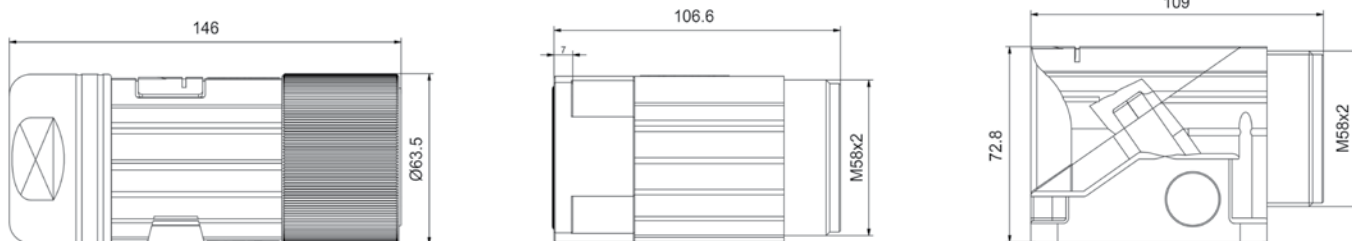
									
Number of positions		Screw plug		Extension		Receptacle		Receptacle, angled	
8 (4+4)	M	TE		DKA002N00740001000	DEA003N00000001000	DFC611T03000001000			
		IC		DKUA002NN00740001000	DEGA003NN00000001000	DEWC611MT03000001000			
	F	TE	DSA001N00740001000						
		IC	DSTA001NN00740001000						
TECHNICAL DATA		Housing: Zinc die-cast and brass, nickel-plated Insulation insert: PA / PBT, UL 94-V0 Contacts: Brass, gold-plated/silver-plated Sealing: FPM Clamping range: 17,0-36,0 mm Clamp ring: Aluminum, nickel-plated			Current: 150/12 A or 125/12 A (UL) Voltage: 630/250 V or 750 VAC/890 VDC Protection rating: IP 66/67 connected Mating cycles: 500 Temperature range: -20°C to 130°C Shielding: EMC 360° shielded housing				

Note: M = Male, F = Female

CONTACT PN	CRIMPING RANGE mm ²	CONTACT FEATURE / CONTACT DIAMETER mm	CRIMP TOOL PN	LOCATOR / CRIMPING INSERT	INSULATION INSERT			
					001 8-F	002 8-M	003 8-M	611MT03 8-M
TE 60-0101-023-000	10	Lamella/10	CO-0207-000-000	CO-0211-000-000	4x			
IC 60.101.23			CO.207.00	CO.211.00				
TE 60-0102-023-000	16	Lamella/10	CO-0207-000-000	CO-0211-000-000	4x			
IC 60.102.23			CO.207.00	CO.211.00				
TE 60-0103-023-000	25	Lamella/10	CO-0207-000-000	CO-0210-000-000	4x			
IC 60.103.23			CO.207.00	CO.210.00				
TE 60-0104-023-000	35	Lamella/10	CO-0207-000-000	CO-0209-000-000	4x			
IC 60.104.23			CO.207.00	CO.209.00				
TE 60-0105-023-000	50	Lamella/10	CO-0207-000-000	CO-0208-000-000	4x			
IC 60.105.23			CO.207.00	CO.208.00				
TE 60-0106-011-000	0.35-1.5	Socket, slotted/1.6	CO-0201-000-000	CO-0092-000-000	4x			
IC 60.106.11			CO.201.00	CO.092.00				
TE 61-0112-023-000	10	Contact pin /10	CO-0207-000-000	CO-0211-000-000		4x	4x	
IC 61.112.23			CO.207.00	CO.211.00				
TE 61-0113-023-000	16	Contact pin /10	CO-0207-000-000	CO-0211-000-000		4x	4x	
IC 61.113.23			CO.207.00	CO.211.00				
TE 61-0114-023-000	25	Contact pin /10	CO-0207-000-000	CO-0210-000-000		4x	4x	
IC 61.114.23			CO.207.00	CO.210.00				
TE 61-0115-023-000	35	Contact pin /10	CO-0207-000-000	CO-0209-000-000		4x	4x	
IC 61.115.23			CO.207.00	CO.209.00				
TE 61-0116-023-000	50	Contact pin /10	CO-0207-000-000	CO-0208-000-000		4x	4x	
IC 61.116.23			CO.207.00	CO.208.00				
TE 61-0117-011-000	0.35-1.5	Contact pin /1.6	CO-0201-000-000	CO-0093-000-000		4x	4x	
IC 61.117.11			CO.201.00	CO.093.00				
TE 61-0142-011-000	0.1-0.5	Contact pin /1.6	CO-0201-000-000	CO-0094-000-000				4x
IC 61.142.11			CO.201.00	CO.094.00				

958

MAIN DIMENSIONS, HOUSING VARIANTS



ACCESSORIES



Plastic protection cap for extension and receptacle
TE: 8A-0011-000-000
IC: 8A.011.00



Metal flange, hinged
TE: E0-0189-002-000
IC: E0.189.02

ASSEMBLY TOOLS



Fixture
TE: VD-0006-000-000
IC: VD.006.00



Extraction tool for contact pins
TE: C4-0005-000-000
IC: C4.005.00



Sleeve for removing tool
TE: C4-0008-000-000
IC: C4.008.00

615

Number of positions		ytec and itec self-locking system		itec extension		itec receptacle	
12	M	TE	ESB001N00xx0001000	EKB001N00xx0001000	EEA001N0000yyyy000		
		IC	ESTB001NN00xx0001000	EKUB001NN00xx0001000	EEGA001NN0000yyyy000		
	F	TE	ESB002N00xx0001000	EKB002N00xx0001000	EEA002N0000yyyy000		
		IC	ESTB002NN00xx0001000	EKB002N00xx0001000	EEGA001NN0000yyyy000		

Number of positions		itec receptacle, angled, rotatable		itec receptacle, angled, rotatable		ytec receptacle, double, rotatable	
12	M	TE	EGA001N0000zzzz000	EGA001N00000600000	EGA101N0000yyyy000		
		IC	EEDA001NN0000zzzz000	EEDA001NN00000600000	EEDA101NN0000yyyy000		
	F	TE	EGA002N0000zzzz000	EGA002N00000600000	EGA105N0000yyyy000		
		IC	EEDA002NN0000zzzz000	EEDA002NN00000600000	EEDA105NN0000yyyy000		
TECHNICAL DATA		Housing:..... Zinc die-cast, nickel-plated, plastic-coated		Voltage:.....63V (UL)		Protection rating:.....IP 66/67 connected	
		Insulation insert:..... PA / PBT, UL 94-V0		Mating cycles:.....500		Temperature range:.....-20°C to 130°C	
		Sealing:.....FPM		Shielding:.....EMC 360° shielded housing			
		Clamp ring:..... Brass, nickel-plated					
		Current:..... 5 A					

Note: M = Male, F = Female

xx = 31: cable dia. 4.5-6.5 mm, 32: cable dia. 6.5-8.5 mm,
xx = 33: cable dia. 8.5-10.5 mm, 34: cable dia. 10.5-12.0 mm

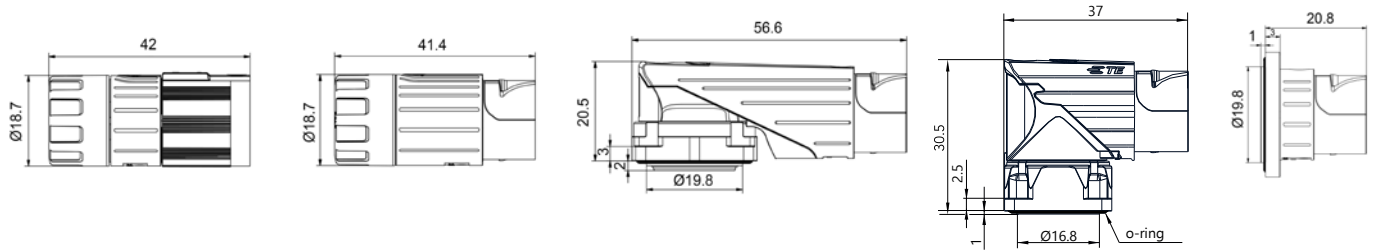
yyyy receptacle = 0001: flange size 21.6 x 21.6 mm, 0002: flange size 25.7 x 25.7 mm
yyyy double receptacle = 0001: flange size 25.8 x 25.8 mm, 0002: flange size 28.0 x 28.0 mm
zzzz receptacle = 0650: flange size 21.6 x 21.6 mm, 0651: flange size 25.7 x 25.7 mm, 0652: flange size 28 x 28 mm

615

CONTACT PN		CRIMPING RANGE mm ²	CONTACT FEATURE / CONTACT DIAMETER mm	CRIMP TOOL PN	INSULATION INSERT			
					001 12 - M	002 12 - F	101 12 + 9 - M	105 12 + 9 - F
TE	60-0251-011-000	0.5 - 1.5	Slotted/1	CO-0235-000-000				4x
IC	60.251.11			CO.235.00				
TE	60-0252-011-000	0.05 - 0.75	Socket/1	CO-0235-000-000		12x		17x
IC	60.252.11			CO.235.00				
TE	60-0265-011-000	0.05 - 0.75	Slotted/1	CO-0235-000-000				4x
IC	60.265.11			CO.235.00				
TE	61-0231-011-000	0.5 - 1.5	Pin /1	CO-0235-000-000			4x	
IC	61.231.11			CO.235.00				
TE	61-0232-011-000	0.05 - 0.75	Pin /1	CO-0235-000-000	12x		17x	
IC	61.232.11			CO.235.00				
TE	61-0139-011-000	0.05 - 0.75	Pin /1	CO-0235-000-000			4x	
IC	61.139.11			CO.235.00				

615/915

MAIN DIMENSIONS, HOUSING VARIANTS



ACCESSORIES



Plastic protection cap for extension and receptacle
TE: 8A-0033-000-000
IC: 8A.033.00

ASSEMBLY TOOLS



Assembly tool for plastic clamp ring
TE: C6-0131-000-000
IC: C6.131.00

617

Number of positions			Screw plug	SpeedTec plug	SpeedTec extension	SpeedTec receptacle	SpeedTec receptacle, angled, rotatable
12	M	TE			AKA047N00xx051A000	AKA047N00000050A000	AGC047N00000yyy000
		IC			AKUA047NN00xx051A000	AKUA047NN00000050A000	AGDC047NN00000yyy000
	F	TE		ASA046N00xx050A000			
		IC		ASTA046NN00xx050A000			
17	M	TE	ASA874N00xx200A000	ASA874N00xx050A000	AKA874N00xx051A000	AEA874N00000050A000	AGC874N00000yyy000
		IC	ASTA874NN00xx200A000	ASTA874NN00xx050A000	AKUA874NN00xx051A000	AEGA874NN00000050A000	AEDC874NN00000yyy000
	F	TE	ASA876N00xx200A000	ASA876N00xx050A000	AKA876N00xx051A000	AEA876N00000050A000	AGC876N00000yyy000
		IC	ASTA876NN00xx200A000	ASTA876NN00xx050A000	AKUA876NN00xx051A000	AEGA876NN00000050A000	AEDC876NN00000yyy000
TECHNICAL DATA		Housing:..... Zinc die-cast and brass, nickel-plated Insulation insert: PA / PBT, UL 94-V0 Contacts: Brass, gold-plated Sealing:..... FPM Clamp ring: Brass, nickel-plated Current: 7 A (12), 3.6 A (17)			Voltage:..... 32 V (12), 63 V (17) Protection rating: IP 66/67 connected Mating cycles:..... 500 Temperature range: .. -20°C to 130°C Shielding:..... EMC 360° shielded housing		

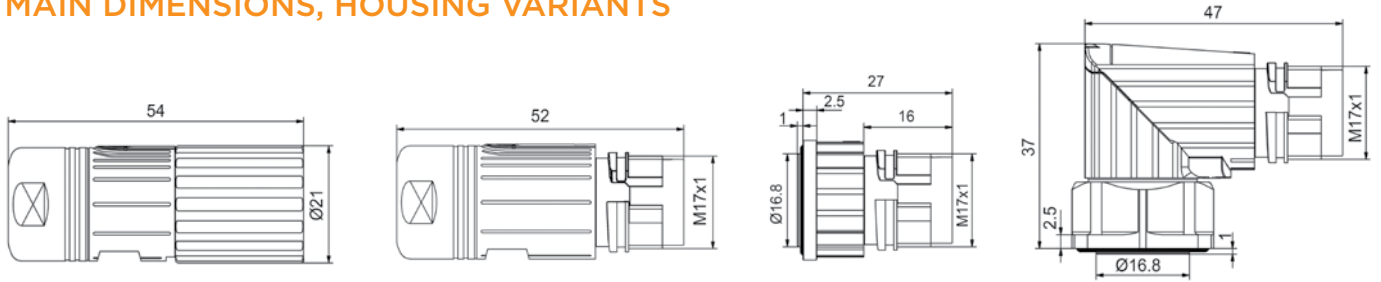
Note: M = Male, F = Female

xx = 87: crown clamp cable dia. 3.5 - 6.0 mm, 85: crown clamp cable dia. 6.0 - 9.5 mm, 86: crown clamp cable dia. 9.5 - 12.0 mm
 yyyy receptacle, angled = 050A: flange size 21.6 × 21.6 mm, 051A: flange size 25.7 × 25.7 mm, 052A: flange size 28.0 × 28.0 mm

CONTACT PN	CRIMPING RANGE mm ²	CONTACT FEATURE / CONTACT DIAMETER mm	CRIMP TOOL PN	INSULATION INSERT			
				876 17-F	874 17-M	046 12-F/M	047 17-F
TE 60-0001-011-000	0.06 - 1.0	Wire spring/1	CO-0235-000-000			12x	12x
IC 60.001.11			CO.235.00				
TE 60-0011-011-000	0.06 - 1.0	Slotted/1	CO-0235-000-000			12x	12x
IC 60.011.11			CO.235.00				
TE 60-0172-011-000	0.03 - 0.34	Slotted/1	CO-0235-000-000			12x	12x
IC 60.172.11			CO.235.00				
TE 60-0205-011-000	0.05 - 0.5	Slotted/0.6	CO-0235-000-000	17x			
IC 60.205.11			CO.235.00				
TE 61-0004-011-000	0.06 - 1.0	Slotted/1	CO-0235-000-000			12x	12x
IC 61.004.11			CO.235.00				
TE 61-0083-011-000	0.03 - 0.34	Slotted/1	CO-0235-000-000			12x	12x
IC 61.083.11			CO.235.00				
TE 61-0178-011-000	0.05 - 0.5	Pin/0.6	CO-0235-000-000		17x		
IC 61.178.11			CO.235.00				
TE 61-0151-011-000	0.03 - 0.34	Pin / 0.6	CO-0235-000-000		17x		
IC 61.151.11			CO.235.00				

617

MAIN DIMENSIONS, HOUSING VARIANTS



ACCESSORIES



Plastic protection cap for extension and receptacle
TE: 8A-0029-000-000
IC: 8A.029.00



Metal flange, hinged
TE: E0-0194-002-000
IC: E0.194.02



Metal protection cap for extension and receptacle
TE: 8B-0048-0001-000
IC: 8B.048.01



Metal protection cap only for plugs with coupling nut closure
TE: 8B-0067-001-000
IC: 8B.067.01

ASSEMBLY TOOLS



Fixture
TE: WA-0100-092-000
IC: WA10092



Fitting tool for insulation insert
TE: C6-0107-000-000
IC: C6.107.00



Extraction tool for insulation insert
TE: C4-0022-000-000
IC: C4.022.00

Number of positions			Screw plug	SpeedTec plug	SpeedTec extension	SpeedTec receptacle	SpeedTec receptacle, angled, rotatable
9	M	TE	ASA054N00xx0235000	ASA054N00xx0100000	AKA054N00xx0100000	AEA066N0000yyyy000	AGC066N0000yyyy000
		IC	ASTA054NN00xx0235000	ASTA054NN00xx0100000	AKUA054NN00xx0100000	AEGA066NN0000yyyy000	AEDC066NN0000yyyy000
	F	TE	ASA055N00xx0235000	ASA055N00xx0100000	AKA055N00xx0100000	AEA583N0000yyyy000	AGC583N0000yyyy000
		IC	ASTA055NN00xx0235000	ASTA055NN00xx0100000	AKUA055NN00xx0100000	AEGA583NN0000yyyy000	AEDC583NN0000yyyy000
12	M	TE	ASA013N00xx0235000	ASA013N00xx0100000	AKA013N00xx0100000	AEA175N0000yyyy000	AGC175N0000yyyy000
		IC	ASTA013NN00xx0235000	ASTA013NN00xx0100000	AKUA013NN00xx0100000	AEGA175NN0000yyyy000	AEDC175NN0000yyyy000
	F	TE	ASA012N00xx0235000	ASA012N00xx0100000	AKA012N00xx0100000	AEA110N0000yyyy000	AGC110N0000yyyy000
		IC	ASTA012NN00xx0235000	ASTA012NN00xx0100000	AKUA012NN00xx0100000	AEGA110NN0000yyyy000	AEDC110NN0000yyyy000
17	M	TE	ASA015N00xx0235000	ASA015N00xx0100000	AKA015N00xx0100000	AEA139N0000yyyy000	AGC139N0000yyyy000
		IC	ASTA015NN00xx0235000	ASTA015NN00xx0100000	AKUA015NN00xx0100000	AEGA139NN0000yyyy000	AEDC139NN0000yyyy000
	F	TE	ASA014N00xx0235000	ASA014N00xx0100000	AKA014N00xx0100000	AEA577N0000yyyy000	AGC577N0000yyyy000
		IC	ASTA014NN00xx0235000	ASTA014NN00xx0100000	AKUA014NN00xx0100000	AEGA577NN0000yyyy000	AEDC577NN0000yyyy000
19 (16+3)	M	TE	ASA559N00xx0235000	ASA559N00xx0100000	AKA559N00xx0100000	AEA560N0000yyyy000	AGC560N0000yyyy000
		IC	ASTA559NN00xx0235000	ASTA559NN00xx0100000	AKUA559NN00xx0100000	AEGA560NN0000yyyy000	AEDC560NN0000yyyy000
	F	TE	ASA558N00xx0235000	ASA558N00xx0100000	AKA558N00xx0100000	AEA561N0000yyyy000	AGC561N0000yyyy000
		IC	ASTA558NN00xx0235000	ASTA558NN00xx0100000	AKUA558NN00xx0100000	AEGA561NN0000yyyy000	AEDC561NN0000yyyy000
21	M	TE	ASA221N00xx0235000	ASA221N00xx0100000	AKA221N00xx0100000	AEA221N0000yyyy000	AGC221N00yyyy000
		IC	ASTA221NN00xx0235000	ASTA221NN00xx0100000	AKUA221NN00xx0100000	AEGA221NN0000yyyy000	AEDC221NN0000yyyy000
	F	TE	ASA222N00xx0235000	ASA222N00xx0100000	AKA222N00xx0100000	AEA222N0000yyyy000	AGC222N0000yyyy000
		IC	ASTA222NN00xx0235000	ASTA222NN00xx0100000	AKUA222NN00xx0100000	AEGA222NN0000yyyy000	AEDC222NN0000yyyy000
TECHNICAL DATA			Housing:..... Zinc die-cast and brass, nickel-plated Insulation insert: PBT, UL 94-V0 Contacts: Brass, gold-plated Sealing: FPM Clamp ring: Brass, nickel-plated Current: 10 A (9-pin) 7 A (12, 17, 19-pin)		Voltage: 63 V (19-pin) 125 V (17-pin) 160 V (9, 12-pin) Protection rating: IP 66/67 connected Mating cycles: 500 Temperature range: -20°C to 130°C Shielding: EMC 360° shielded housing		

Note: M = Male, F = Female

Other pin layouts and versions on request.

xx = 39: cable dia. 4.5 – 8.5 mm, 41: cable dia. 6.0 – 10.0 mm, 40: cable dia. 9.5 – 13.2 mm, 73: cable dia. 9.0 – 14.7 mm

AEGA type yyyy = 0101 flange size 25.7 × 25.7 mm, 0100: flange size 28.0 × 28.0 mm

AEGA type yyyy = 0115 flange size 25.7 × 25.7 mm, 1100: flange size 28.0 × 28.0 mm

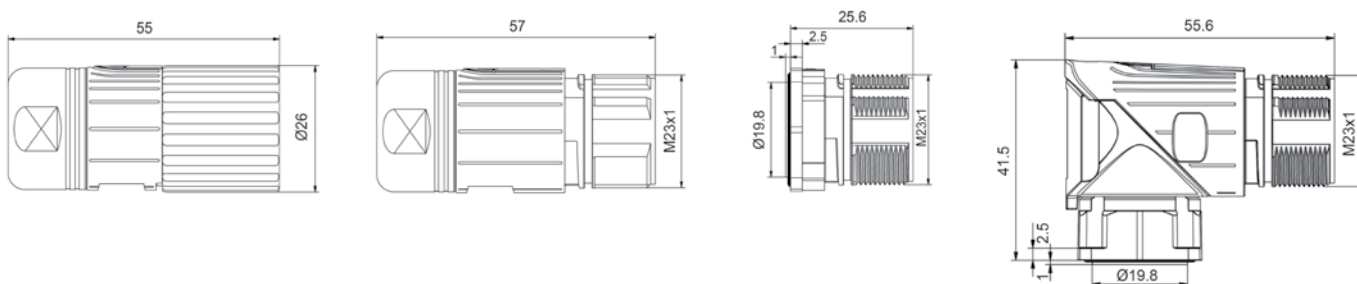
623

CONTACT PN		CRIMPING RANGE mm ²	CONTACT FEATURE / CONTACT DIAMETER mm	CRIMP TOOL PN	INSULATION INSERT								
					055 583	054 583	012 110	013 175	014 577	015 139	558 561	559 560	221 222
TE	60-0001-011-000	0.14 - 1.0	Wire spring/1	CO-0235-000-000	9x	9x	12x	12x	17x	17x	16x	16x	
IC	60.001.11			CO.235.00									
TE	60-0011,011-000	0.14 - 1.0	Slotted/1	CO-0235-000-000	9x	9x	12x	12x	17x	17x	16x	16x	
IC	60.011.11			CO.235.00									
TE	60-0013-011-000	-1.5	Solder, slotted/1		9x	9x	12x	12x	17x	17x	16x	16x	
IC	60.013.11												
TE	60-0070-011-000	0.14 - 1.0	Slotted/1.5	CO-0235-000-000							3x	3x	
IC	60.070.11			CO.235.00									
TE	60-0173-011-000	-1.5	Solder, slotted/1.5								3x	3x	
IC	60.173.11												
TE	60-0004-011-000	0.14 - 1.0	Pin/1	CO-0235-000-000	9x	9x	12x	12x	17x	17x	16x	16x	
IC	61.004.11			CO.235.00									
TE	61-0006-011-000	-1.5	Pin, board solder/1		9x	9x	12x	12x	17x	17x	16x	16x	
IC	61.006.11												
TE	61-0072-011-000	0.14 - 1.0	Pin/1.5	CO-0235-000-000							3x	3x	
IC	61.072.11			CO.235.00									
TE	61-0152-011-000	-1.5	Pin, board solder/1.5								3x	3x	
IC	61.152.11												
TE	60-0278-011-000	0.05 - 0.34	Slotted/0.6										21x
IC	60.278.11												
TE	61-394-011-000	0.05 - 0.34	Pin/0.6										21x
IC	61.394.11												

Note: 60...: Contact socket / 61...: Contact pin

623

MAIN DIMENSIONS, HOUSING VARIANTS



ACCESSORIES



Metal flange, hinged
TE: E0-0223-002-000
IC: E0.223.02



Metal flange, hinged
TE: E0-0117-000-000
IC: E0.117.00



Plastic protection cap for plug
TE: 8B-0069-000-000
IC: 8B.069.00



Plastic protection cap for extension and receptacle
TE: 8B-0071-000-000
IC: 8B.071.00



Plastic protection cap for extension and receptacle
TE: 8A-0002-000-000
IC: 8A.002.00

ASSEMBLY TOOLS



Fitting tool for signal insulation insert
TE: C6-0111-000-000
IC: C6.111.00



Extraction tool for signal insulation insert
TE: C4-0016-000-000
IC: C4.016.00



Fixture
TE: VA-0002-000-000
IC: VA.002.00

627

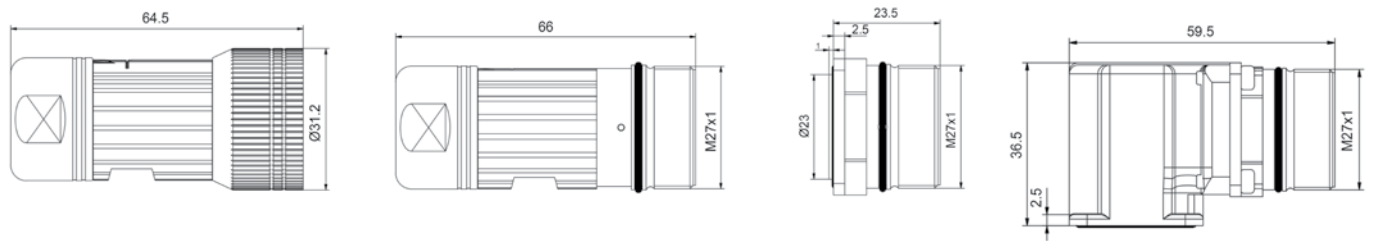
Number of positions			Screw plug	Extension	Receptacle	Receptacle, angled
26	M	TE	ASA385N00xx001K000	AKA385N00xx035K000	AEA385N00000002K000	AFA385N00000001K000
		IC	ASTA385NN00xx001K000	AKUA385NN00xx035K000	AEGA385NN00000002K000	AEWA385NN00000001K000
	F	TE	ASA384N00xx001K000	AKA384N00xx035K000	AEA384N00000002K000	AFA384N00000001K000
		IC	ASTA384NN00xx001K000	AKUA384NN00xx035K000	AEGA384NN00000002K000	AEWA384NN00000001K000
TECHNICAL DATA		Housing:.....Zinc die-cast and brass, nickel-plated Insulation insert:PBT, UL 94-V0 Contacts:.....Brass, gold-plated Sealing:.....FPM Clamp ring:.....Brass, nickel-plated Current:9 A			Voltage:.....60 V Protection rating:IP 66/67 connected Mating cycles:.....500 Temperature range:.....-20°C to 130°C Shielding:.....EMC 360° shielded housing	

Note: M = Male, F = Female xx = 43: cable dia. 4.2 - 6.6 mm, 48: cable dia. 7.5 - 12.0 mm, 42: cable dia. 9.5 - 14.5 mm, 59: cable dia. 14.0 - 17.0 mm

CONTACT PN	CRIMPING RANGE mm ²	CONTACT FEATURE / CONTACT DIAMETER mm	CRIMP TOOL PN	INSULATION INSERT	
				384 MATING VIEW	385 MATING VIEW
TE 60-0001-011-000	0.06 - 1.0	Wire spring /1	CO-0235-000-000		
IC 60.001.11			CO.235.00		
TE 60-0011-011-000	0.06 - 1.0	Slotted /1	CO-0235-000-000		
IC 60.011.11			CO.235.00		
TE 60-0013-011-000	-1.5	Solder, slotted /1			
IC 60.013.11					
TE 60-0172-011-000	0.03 - 0.34	Slotted /1	CO-0235-000-000		
IC 60.172.11			CO.235.00		
TE 61-0004-011-000	0.06 - 1.0	Pin /1	CO-0235-000-000		
IC 61.004.11			CO.235.00		
TE 61-0006-011-000	-1.5	Solder cup /1			
IC 61.006.11					
TE 61-0083-011-000	0.03 - 0.34	Pin /1	CO-0235-000-000		
IC 61.083.11			CO.235.00		

627

MAIN DIMENSIONS, HOUSING VARIANTS



ACCESSORIES



Metal flange, hinged
TE: E0-0222-002-000
IC: E0.222.02

ASSEMBLY TOOLS



Fixture
TE: VB-0005-000-000
IC: VB.005.00



Extraction tool for contact 1 mm
TE: C5-0002-000-000
IC: C5.002.00



Extraction tool for insulation insert
TE: C4-0017-000-000
IC: C4.017.00

Number of positions		htec SpeedTec plug		htec extension		htec receptacle		htec receptacle, angled, rotatable	
7 (4+PE+2) 	M	TE	HSA427N00xx0100000	HKA427N00xxyyyy000	HEC422N0000yyyy000	HGC422N0000yyyy000			
		IC	H51A427NN00xx0100000	H52A427NN00xxyyyy000	H53C422NN0000yyyy000	H56C422NN0000yyyy000			
	F	TE	HSA425N00xx0100000	HKA425N00xxyyyy000	HEC429N0000yyyy000	HGC429N0000yyyy000			
		IC	H51A425NN00xx0100000	H52A425NN00xxyyyy000	H53C429NN0000yyyy000	H56C429NN0000yyyy000			
8 (3+PE+4) 	M	TE	HSA604N00xx0100000	HKA604N00xxyyyy000	HEC606N0000yyyy000	HGC606N0000yyyy000			
		IC	H51A604NN00xx0100000	H52A604NN00xxyyyy000	H53C606NN0000yyyy000	H56C606NN0000yyyy000			
	F	TE	HSA610N00xx0100000	H52A610N00xxyyyy000	H53C608N0000yyyy000	H56C608N0000yyyy000			
		IC	H51A610NN00xx0100000	H52A610NN00xxyyyy000	H53C608NN0000yyyy000	H56C608NN0000yyyy000			
11 (4+PE+6) 	M	TE	HSA008N00xx0100000	HKA008N00xxyyyy000	HEC011N0000yyyy000	HGC011N0000yyyy000			
		IC	H51A008NN00xx0100000	H52A008NN00xxyyyy000	H53C011NN0000yyyy000	H56C011NN0000yyyy000			
	F	TE	HSA002N00xx0100000	HKA002N00xxyyyy000	HEC005N0000yyyy000	HGC005N0000yyyy000			
		IC	H51A002NN00xx0100000	H52002N00xxyyyy000	H53C005NN0000yyyy000	H56C005NN0000yyyy000			
10 (6+3+PE) 	M	TE	HSA206N00xx0100000	HKA206N00xxyyyy000	HEC208N0000yyyy000	HGC208N0000yyyy000			
		IC	H51A206NN00xx0100000	H52A206NN00xxyyyy000	H53C208NN0000yyyy000	H56C208NN0000yyyy000			
	F	TE	HSA202N00xx0100000	HKA202N00xxyyyy000	HEC204N0000yyyy000	HGC204N0000yyyy000			
		IC	H51A202NN00xx0100000	H52A202NN00xxyyyy000	H53C204NN0000yyyy000	H56C204N0000yyyy000			
TECHNICAL DATA		Housing:.....Zinc die-cast and brass, nickel-plated Insulation insert:.....PA/PBT, UL 94-V0 Contacts:.....Brass, gold-plated Sealing:.....FPM Clamp ring:.....Brass, nickel-plated Current:.....Power: 30 A (7, 11-pin), 25 A (10-pin) Signal: 1.2 A				Voltage:Power: 750 VAC/890 VDC (UL) Signal: 30 VAC/50 VDC Protection rating:.....IP 66/67 connected Mating cycles:.....500 Temperature range:.....-20°C to 130°C Shielding:.....EMC 360° shielded housing			

Note: M = Male, F = Female

Other versions and insulation insert codings available on request.

xx = 48: crown clamp cable dia. 7.5 - 12.0 mm, 42: crown clamp cable dia. 9.5 - 14.5 mm 55: lamella clamp cable dia. 7.5 - 12.0 mm





58: lamella clamp cable dia. 9.5 - 14.5 mm 59: lamella clamp cable dia. 14.0 - 17.0 mm

yyyy extension = 0100 standard, 0200: central mount with counter nut

yyyy receptacle and receptacle, angled = 0300 flange size 28.0 x 28.0 mm, 0200 flange size 25.7 x 25.7 mm, 0100: mounting thread M 25.0 x 1.5 mm

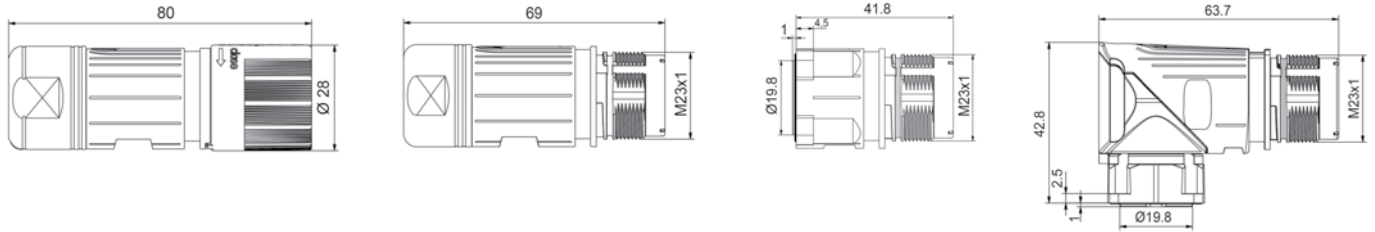
CONTACT PN		CRIMPING RANGE mm ²	CONTACT FEATURE / CONTACT DIAMETER mm	CRIMP TOOL PN	INSULATION INSERT					
					427, 422 7-M	425, 429 7-F	008, 011 11-M	002, 005 11-F	206, 208 10-M	202, 204 10-F
TE	60-0270-011-000	0.35 - 2.5	Socket, slotted / 2	CO-0324-000-000		5x		5x		7x
IC	60.270.11			CO.324.00						
TE	60-0272-011-000	2.5 - 4.0	Socket, slotted / 2	CO-0201-000-000		5x		5x		7x
IC	60.272.11			CO.201.00						
TE	60-0279-011-000	0.06 - 1.0	Socket, slotted / 1	CO-0324-000-000		2x		6x		3x
IC	60.279.11			CO.324.00						
TE	61-0242-011-000	0.35 - 2.5	Contact pin / 2	CO-0324-000-000	5x		5x		7x	
IC	61.242.11			CO.324.00						
TE	61-0243-011-000	2.5 - 4.0	Contact pin / 2	CO-0201-000-000	5x		5x		7x	
IC	61.243.11			CO.201.00						
TE	61-0253-011-000	0.06 - 1.0	Contact pin / 1	CO-0324-000-000	2x		6x		3x	
IC	61.253.11			CO.324.00						

OPTION: Data inserts, separately EMC shielded

TYPE	USE IN INSULATION INSERT	ETHERNET ELEMENT PN	CONTACT PN	CONTACT FEATURE / CONTACT DIAMETER mm	CRIMP TOOL PN
2-pin 	427, 422	40-A722-000-000	61-0253-011-000	Contact pin / 1	CO-0324-000-000
		40.A722.00	61.253.11		CO.324.00
	425, 429	40-A711-000-000	60-0279-011-000	Socket, slotted / 1	CO-0324-000-000
		40.A711.00	60.279.11		CO.324.00
6-pin 	427, 422	40-A703-000-000	61-0252-011-000	Contact pin / 0.6	CO-0324-000-000
		40.A703.00	61.252.11		CO.324.00
	425, 429	40-A702-000-000	60-0278-011-000	Socket, slotted / 0.6	CO-0324-000-000
		40.A702.00	60.278.11		CO.324.00
4-pin 	008, 011	40-A486-000-000	61-0252-011-000	Contact pin / 0.6	CO-0324-000-000
		40.A486.00	61.252.11		CO.324.00
	002, 005	40-A487-000-000	60-0278-011-000	Socket, slotted / 0.6	CO-0324-000-000
		40.A487.00	60.278.11		CO.324.00
4-pin 	427, 422, 604, 606	40-A881-000-000	61-0253-000-000 / 61.253.00	Contact pin / 1	CO-0324-000-000
		40.A881.00	61-0252-000-000 / 61.252.00		CO.324.00
	425, 429, 602, 606	40-A880-000-000	60-0279-000-000 / 60.279.00	Socket, slotted / 1	CO-0324-000-000
		40.A880.00	60-0278-000-000 / 60.279.00		CO.324.00

723

MAIN DIMENSIONS, HOUSING VARIANTS



ACCESSORIES



Metal flange, hinged
TE: E0-0222-002-000
IC: E0.222.02



Plastic protection cap for plug
TE: 8B-0090-000-000
IC: 8B.090.00



Metal protection cap for extension and receptacle
TE: 8B-0091-001-000
IC: 8B.091.01



Colored marking rings for connector housing

Yellow:
TE: A6-0022-F04-000
IC: A6.022.F04
Green:
TE: A6-0022-F11-000
IC: A6.022.F11

Red:
TE: A6-0022-F10-000
IC: A6.022.F10
Other colors on request.

ASSEMBLY TOOL SET (CASE)

TE: C0-0323-000-000
IC: C0.323.00

FOR DATA ELEMENT



Assembly tool
TE: C0-0282-000-000
IC: C0.282.00



Crimping insert
TE: C0-0321-000-000
IC: C0.321.00



Positioner insert
TE: C6-0166-000-000
IC: C6.166.00

740

							
Number of positions		htec SpeedTec plug		htec extension		htec receptacle, angled, rotatable	
9 (4+PE+4)	M	TE		HKA503N00xx100P000		HGE502N0000100P000	
		IC		H82A503NN00xx0100000		H86E503NN00000100000	
	F	TE	HSA501N00xx100P000				
		IC	H81A501NN00xx0100000				
TECHNICAL DATA		Housing:.....Zinc die-cast and brass, nickel-plated Insulation insert:.....PA, UL 94-V0 Contacts:.....Brass, gold-plated Sealing:.....FPM Clamp ring:.....Brass, nickel-plated Current:.....Power: 70 A, Signal: 7 A		Voltage:..... Protection rating:.....IP 66/67 connected Mating cycles:.....500 Temperature range:.....-20°C to 130°C Shielding:.....EMC 360° shielded housing		Power: 750 VAC/890 VDC (UL) Signal: 150 VAC/VDC	



Note: M = Male, F = Female

xx=03: cable dia. 7.0 - 9.0 mm, 44: cable dia. 9.0 - 16.0 mm, 45: cable dia. 16.5 - 25.0 mm

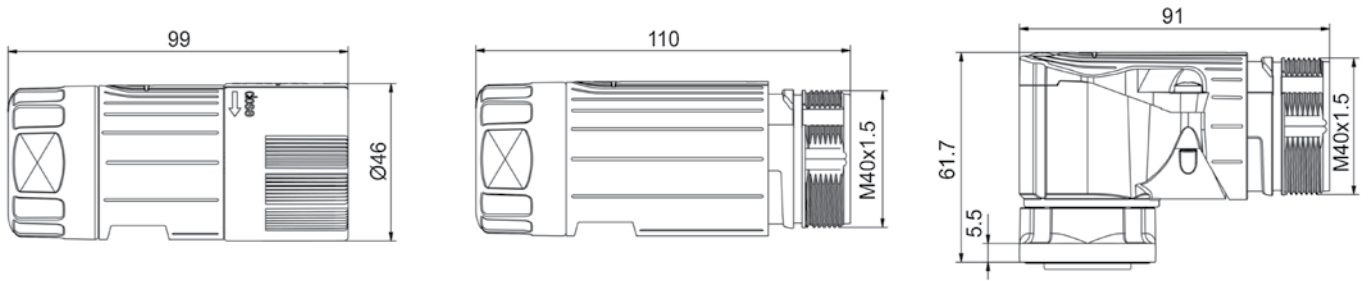
CONTACT PN	CRIMPING RANGE mm ²	CONTACT FEATURE / CONTACT DIAMETER mm	CRIMP TOOL PN	LOCATOR	INSULATION INSERT		
					501 9-F	503 9-M	502 9-M
TE 60-0225-011-000	1.5-10.0	Tension spring/3.6	CO-0008-000-000	CO-0010-000-000	5x		
IC 60.225.11			CO.008.00	CO.010.00			
TE 60-0227-011-000	6.0-16.0	Tension spring/3.6	CO-0008-000-000	CO-0010-000-000	5x		
IC 60.227.11			CO.008.00	CO.010.00			
TE 60-0279-011-000	0.06-1.0	Socket, slotted/1	CO-0324-000-000		4x		
IC 60.279.11			CO.324.00				
TE 60-0216-000-000	0.5-1.5	Socket, slotted/1	CO-0324-000-000		4x		
IC 60.216.11			CO.324.00				
TE 61-0039-011-000	1.5-10.0	Pin extension/3.6	CO-0008-000-000	CO-0010-000-000		5x	
IC 61.039.11			CO.008.00	CO.010.00			
TE 61-0040-011-000	6.0-16.0	Pin extension/3.6	CO-0008-000-000	CO-0010-000-000		5x	
IC 61.040.11			CO.008.00	CO.010.00			
TE 61-0196-011-000	1.5-4.0	Pin socket/3.6	CO-0008-000-000	CO-0247-000-000			5x
IC 61.196.11			CO.008.00	CO.247.00			
TE 61-0195-011-000	6.0-10.0	Pin socket/3.6	CO-0008-000-000	CO-0247-000-000			5x
IC 61.195.11			CO.008.00	CO.247.00			
TE 61-0312-011-000	3.3-6.0	Pin socket/3.6	CO-0008-000-000	CO-0247-000-000			5x
IC 61.312.11			CO.008.00	CO.247.00			
TE 61-0253-011-000	0.06-1.0	Pin/1	CO-0324-000-000			4x	4x
IC 61.253.11			CO.324.00				
TE 61-0221-011-000	0.5-1.5	Pin/1	CO-0324-000-000			4x	4x
IC 61.221.11			CO.324.00				

740

OPTION: Data inserts, separately EMC shielded

TYPE	USE IN INSULATION INSERT	ETHERNET ELEMENT PN	CONTACT PN	CONTACT FEATURE / CONTACT DIAMETER mm	CRIMP TOOL PN
2-pin 	503, 502	40-A722-000-000	61-0253-011-000	Contact pin /1	CO-0324-000-000
		40.A722.00	61.253.11		CO.324.00
	501	40-A711-000-000	60-0279-011-000	Socket, slotted/1	CO-0324-000-000
		40.A711.00	60.279.11		CO.324.00
6-pin 	503, 502	40-A703-000-000	61-0252-011-000	Contact pin /0.6	CO-0324-000-000
		40.A703.00	61.252.11		CO.324.00
	501	40-A702-000-000	60-0278-011-000	Socket, slotted/0.6	CO-0324-000-000
		40.A702.00	60.278.11		CO.324.00

MAIN DIMENSIONS, HOUSING VARIANTS



ASSEMBLY TOOL SET (CASE)

TE: CO-0323-000-000
IC: CO.323.00

FOR DATA ELEMENT CONSISTING OF:

ASSEMBLY TOOL FOR CONNECTOR:



Assembly tool
TE: CO-0282-000-000
IC: CO.282.00



Crimping insert
TE: CO-0321-000-000
IC: CO.321.00



Positioner insert
TE: C6-0166-000-000
IC: C6.166.00



Fitting tool
TE: C5-0018-000-000
IC: C5.018.00



Fixture
TE: VC-0004-000-000
IC: VC.004.00

ACCESSORIES



Plastic protection cap for extension and receptacle
TE: 8A-0004-000-000
IC: 8A.004.00



Metal flange, hinged
TE: E0-0058-002-000
IC: E0.058.02



Metal protection cap for extension and receptacle
TE: 8B-0022-001-000
IC: 8B.022.01

CRIMP TOOLS



Crimp tool
for 1mm dia. contacts
wire cross-section
1.5mm²
Including positioner.
Complete with positioner
insert
TE: CO-0101-000-000
IC: CO.101.00



Crimp tool
for 0.6mm dia. cont-
acts wire cross-section
1.0mm²
Including positioner.
Complete with positioner
insert
TE: CO-0231-000-000
IC: CO.231.00



Crimp tool, large
for 3.6mm dia. contacts
wire cross-section up to
16mm² including
positioner.
TE: CO-0008-000-000
IC: CO.008.00

COMPATIBLE
POSITIONER INSERTS



Contacts Series	Pos. insert TE/IC	Compatible with	Contacts Series	Pos. insert TE/IC	Compatible with
Dia. 1 mm	CO-0121-000-000 CO.121.00	917	Dia. 2 mm	CO-0004-000-000 CO.004.00	923
Dia. 1 mm	CO-0003-000-000 CO.003.00	917, 623, 923	Dia. 2 mm	CO-0009-000-000 CO.009.00	923
Dia. 1 mm	CO-0258-000-000 CO.258.00	625/915	Dia. 2 mm	CO-0012-000-000 CO.012.00	623
Dia. 1 mm	CO-0252-000-000 CO.252.00	923	Dia. 1 mm	CO-0403-000 CO.403.00	917
Dia. 1.5 mm	CO-0048-000-000 CO.048.00	623	Dia. 2 mm	CO-0138-000-000 CO.138.00	723
Dia. 1.5 mm	CO-0229-000-000 CO.229.000	917	Dia. 3.6 mm	CO-0010-000-000 CO.010.00	940

DIGITAL CRIMP TOOLS



**Crimp tool
including locators**
TE: CO-0235-000-000
IC: CO.235.00



**Crimp tool
including locators**
TE: CO-0236-000-000
IC: CO.236.00



**Digital battery
crimp tool**
TE: CO-0313-000-000
IC: CO.313.00

AUTOMATION OPTIONS

- Contacts on reel and processing with strip-crimping machine on request
- Power crimping of turned contacts on request



Power crimping machine



Digital crimping inserts

ASSEMBLY TOOL SET (CASE)

TE: C0-0323-000-000
IC: C0.323.00

FOR DATA ELEMENT CONSISTING OF:



Assembly tool
TE: C0-0282-000-000
IC: C0.282.00

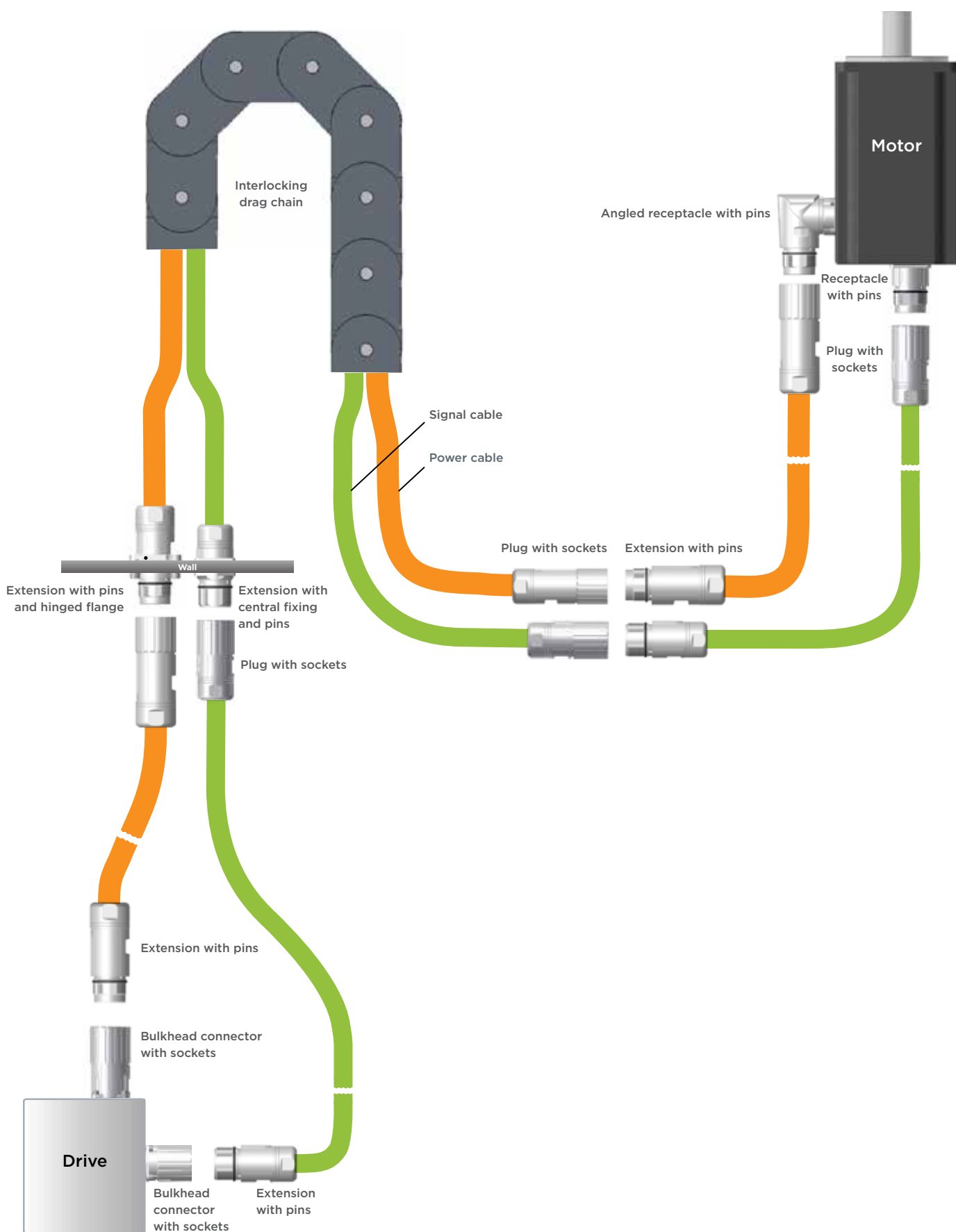


Crimping insert
TE: C0-0321-000-000
IC: C0.321.00



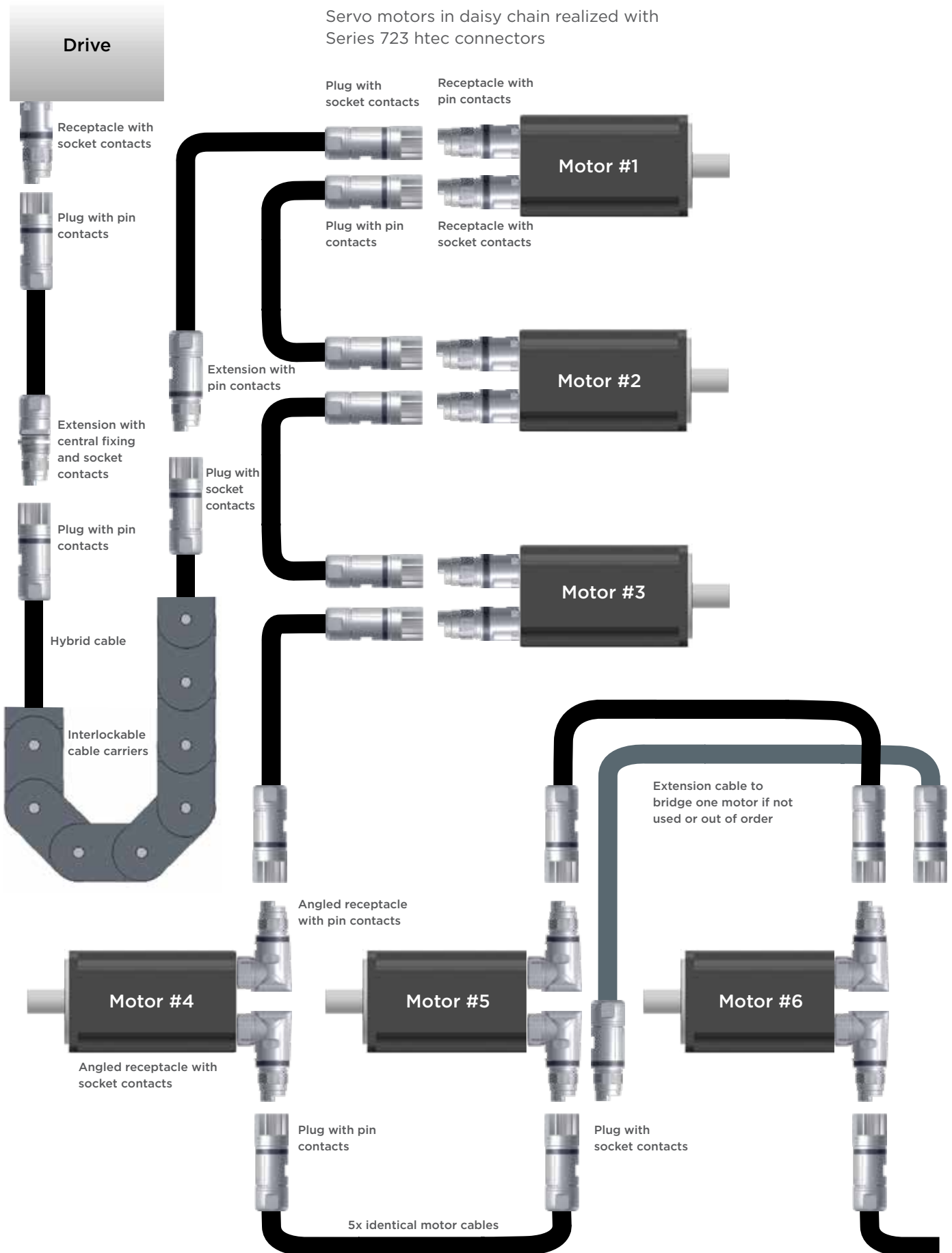
Positioner insert
TE: C6-0166-000-000
IC: C6.166.00

Application Setup - Series 923 and 623



Application Setup - Series 723

Servo motors in daisy chain realized with Series 723 htec connectors



ytec and itec – self-locking system:

Automatic ytec and itec fastener for easy, safe connections

- High-quality industrial connector with metal housing
- Flat - narrow - short
- Miniaturized size in all three dimensions ensures that the system is compatible even with very small motors
- 360° EMC shielding
- High vibration and shock resistance
- Rotatable by 300°
- Protection rating IP 66 and IP 67



The ytec plug system requires only one mounting hole and is available in two different flange sizes (25 and 28). The ytec system connector can be mounted at four different angles (0°, 90°, 180°, and 270°). In addition, after installation, the plug system is infinitely rotatable by 300°. itec is available in all ytec pin layouts and is compatible with all mating ytec plugs. ytec and the single version itec represent an ultra-compact complete system with an automatically locking quick-release fastener for easy and safe connections.

The mechanically coded housing in conjunction with color coding makes any confusion of the signal and power connector impossible. ytec and itec system connectors define a new dimension of connectors. Miniaturized size in all three dimensions ensures that the system is compatible even with the smallest of motors.

locktec connector system:

Connector housing and plastic shells inseparably coupled after quick and easy assembly

- Can be readily assembled without overmold
- Opening the connector housing results in destruction
- Robust metal housing inside, fully EMC shielded
- Protection rating IP 66/67
- Individual labeling and coloring possible



M23 hybrid htec connector:

Power, feedback, and communication in one housing

- Hybrid cable assemblies
- Pre-wired receptacle connectors for servo motors and drive control components
- Pin or socket contacts
- Straight or angled receptacles
- Protection rating IP 67, IP 68, IP 69
- 360° EMC shielding
- Communication element separately shielded
- High vibration and shock resistance
- Continuously rotatable
- SpeedTec self-locking system
- Touchproof power contacts



SpeedTec connector:

Reduce costs with the SpeedTec quick locking system

- Time-saving connection in seconds
- Highest connection reliability
- 360° EMC shielding
- High vibration and shock resistance
- Protection rating IP 67, IP 68, IP 69K
- Backward compatible with threaded connectors

